

Basis

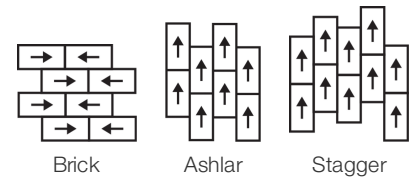
Collection	Mineralfloor	
Numéro De Style	4339V	
Construction	Noyau Minéral Rigide Avec Profil Inline Level Edge	
classe	Class I, Type B	
	Impérial	Métrique
Dimensions Nominales	12 in w x 23 in l	30 cm w x 60 cm l
Dimensions Réelles	11.73 in w x 23.46 in l	29.79 cm w x 59.59 cm l
Épaisseur Générale Du Produit	0.236 in	6 mm
Profil Du Bord	Bevel	
Installation Type	InLine Level Edge	
Installation	Direct Glue	
Adhésif Recommandé	3 in 1 Ultra Rigid Mineral Core 4 Gallon	

Emballage

Pièces Par Carton	12 pcs	
Surface Par Carton	22.94 sq ft	2.13 sq m
Poids Par Carton	40.34 lbs	18.3 kg



Méthodes d'Installation Conseillées



Coordination Des Produits

None: Origin

Performance + Tests Et Essai

Poinçonnement Rémanent (Astm F1914)	Passes
Résistance À La Chaleur (Astm F1514)	Passes
Résistance À La Lumière (Astm F1515)	Passes
Résistance Chimique (Astm F925)	Passes
Coefficient De Frottement (Astm D2407, Résistance Au Glissement)	≥0.5, meets the recommended static coefficient of friction for ADA walking surfaces

Test Reports may be included or listed by the manufacturing/inventory style number as opposed to the noted selling style number.

Garanties

[Limitée Commerciale De 15 Ans](#)

Attributs + Certifications

Climate Impact

Total Recycled Content

0% (Pre-Consumer 0% | Post-Consumer 0%)

Global Product Assessment

FloorScore® | Agréé

Country of Origin | Imported

Contribution Au Certificat Vert Leed

« Crédit MR : Divulgation et optimisation des produits de construction

Crédit EQ : matériaux faibles émissions

[Installation Guidelines](#)  
[Maintenance Guidelines](#)

**3rd Party Certified in Accordance with ISO 14025, EN 15804, & ISO 21930:2017**  
**FloorScore Certified**


Please visit [www.shawcontract.com](http://www.shawcontract.com) for the most current warranty information. Specifications are subject to nominal manufacturing variance. Material supply and/or manufacturing processes may necessitate changes without notice.

This product is an exclusive design and may not be duplicated in any manner. Use of this design in the creation of another product design is also strictly prohibited.


\*\*\*\*\*Allowable spend is domestic (US) spend in categories in which we have diverse suppliers from which to choose. Compared to non-allowable spend which includes categories in which we do not have domestic, small or diverse suppliers available to meet our needs.

Visit [shawcontract.com/testing](http://shawcontract.com/testing) for more information.


Available Colorways




Formation 39155  
V2 - Slight Variation




Elaborate 39504  
V2 - Slight Variation




Intrinsic 39520  
V2 - Slight Variation




Configuration 39530  
V2 - Slight Variation



Actualize 39535  
V2 - Slight Variation




Matrix 39585  
V2 - Slight Variation




Source 39595  
V2 - Slight Variation

**Color and Visual Variation Index**


Shade and texture variation is inherent in all resilient products and can vary significantly from piece to piece. Samples should be used to assess color.

V1


Uniform Appearance

V2

Slight Variation

V3

Moderate Variation

V4

Substantial Variation

