

Reside 6 Mil

Collection	Reside	
Style Number	4325V	
Construction	Light Commercial Luxury Vinyl Tile	
Class / ASTM F1700	Class III, Type B	
Finish	ExoGuard®	
	U.S.	Metric
Nominal Dimensions	6 in w x 47 in l	15 cm w x 120 cm l
Actual Dimensions	5.91 in w x 47.24 in l	15.01 cm w x 119.99 cm l
Wear Layer Thickness	6 mil (0.006 in)	0.15 mm
Overall Thickness	0.079 in	2 mm
Edge Profile	Squared Edge	
Installation Type	Dry Back	
Installation	Direct Glue	
Recommended Adhesive	S150 Resilient Sheet Spray 1 Can, , 4200 Reslient Sheet 4 Gallon, 2200 Semi-Wet Resilient 4 Gallon Pail, 2200 Semi-Wet Resilient 1 Gallon Pail, or 4151 Multi-Use Premium 4 Gallon	

Packaging

Pieces per Carton	27 pcs	
Area per Carton	52.3 sq ft	4.86 sq m
Weight per Carton	39.83 lbs	18.07 kg

Recommended Installation Method



Coordinating Products

LVT: Reside 12 Mil, Reside 8 Mil, Reside 20 Mil

Performance + Testing

Static Load (ASTM F970)	Passes (Modified), *2000 lbs	*This test is intended to compare relative properties of different styles and constructions. Results are based on a laboratory test and used for comparative purposes - real life load limit may vary.
Residual Indentation (ASTM F1914)	Passes	
Resistance to Heat (ASTM F1514)	Passes	
Resistance to Light (ASTM F1515)	Passes	
Resistance to Chemicals (ASTM F925)	Passes	
Radiant Panel (ASTM E648)	Passes, Class I	
Coefficient of Friction (ASTM D2047, Slip Resistance)	≥0.5, meets the recommended static coefficient of friction for ADA walking surfaces	
Test Reports may be included or listed by the manufacturing/inventory style number as opposed to the noted selling style number.		

Warranties

[5 Year Light Commercial Limited Warranty](#)

Diversity & Inclusion

We promote supplier participation that is reflective of Shaw Industries' diverse customer base and local community. We believe having a strong Supplier Diversity Program is strategic for bringing more innovation to our businesses and opening new markets for growth.

Material Health & Environmental Certifications

Health & Wellbeing

Indoor Air Quality

FloorScore® | Certified

Climate Impact

Environmental Product Declaration (EPD)

3rd Party Certified in Accordance with ISO 14025, EN 15804, & ISO 21930:2017

Embodied Carbon (Cradle to Gate)

6.05 Kg CO₂/M²

Life-Cycle Carbon Emissions

Low Embodied Carbon

Total Recycled Content

0% (Pre-Consumer 0% | Post-Consumer 0%)

Global Product Assessment

Country of Origin | Imported

WELL V2 Contribution Credit

X01 Fundamental Material Precautions

Part 1: (C): Restrict Asbestos Precondition

Absence of Asbestos

X08 Hazardous Material Reduction

Part 1: Limit Hazardous Materials Optimization

Absence of Heavy Metals

X10 Volatile Compound Reduction

Part 1 (A): Manage Volatile Organic Compounds (VOCs) Optimization

Absence of Halogenated Flame Retardants

X10 Volatile Compound Reduction

Part 2: Manage Semi-Volatile Organic Compounds (SVOCs) Optimization

Ortho-Phthalates

X11 Long Term Emissions Control

Part 2: Flooring Optimization

FloorScore Certificate

Leed v4 Contribution Credits

MR Credit: Building Product Disclosure and Optimization

Environmental Product Declarations - Option 1: Environmental Product Declaration (EPD)

3rd Party Certified in Accordance with ISO 14025, EN 15804, & ISO 21930:2017

EQ Credit: Low Emitting Materials

Option 1: Product Category Calculations

FloorScore Certified

[Installation Guidelines](#)











[Maintenance Guidelines](#)

Please visit www.shawcontract.com for the most current warranty information. Specifications are subject to nominal manufacturing variance. Material supply and/or manufacturing processes may necessitate changes without notice.

This product is an exclusive design and may not be duplicated in any manner. Use of this design in the creation of another product design is also strictly prohibited.

Visit shawcontract.com/testing for more information.

Available Colorways

					
Rest 94121 V3 - Moderate Variation	Hearth 94140 V4 - Substantial Variation	Inhabit 94155 V4 - Substantial Variation	Dwelling 94250 V2 - Slight Variation	Abode 94506 V4 - Substantial Variation	Contentment 94564 V3 - Moderate Variation
					
Pause 94580 V2 - Slight Variation	Solace 94700 V2 - Slight Variation	Shelter 94710 V2 - Slight Variation	Assurance 94730 V2 - Slight Variation	Retreat 94740 V3 - Moderate Variation	Fulfill 94790 V4 - Substantial Variation

Color and Visual Variation Index

Shade and texture variation is inherent in all resilient products and can vary significantly from piece to piece. Samples should be used to assess color.

