

Reside 6 Mil

| | | |
|----------------------------|--|--------------------------|
| Colección | Reside | |
| Número De Estilo | 4325V | |
| Construcción | Luxury Vinyl Tile De Uso Comercial Ligero | |
| clase | Class III, Type B | |
| Terminación | ExoGuard® | |
| | U.s. | Metric |
| Dimensiones Nominales | 6 in w x 47 in l | 15 cm w x 120 cm l |
| Dimensiones Reales | 5.91 in w x 47.24 in l | 15.01 cm w x 119.99 cm l |
| Desgaste De La Capa De Uso | 6 mil (0.006 in) | 0.15 mm |
| Espesor Total Del Producto | 0.079 in | 2 mm |
| Perfil De Borde | Borde Cuadrado | |
| Installation Type | Dry Back | |
| Instalación | Direct Glue | |
| Adhesivo Recomendado | S150 Resilient Sheet Spray 1 Can, , 4200 Reslient Sheet 4 Gallon, 2200 Semi-Wet Resilient 4 Gallon Pail, 2200 Semi-Wet Resilient 1 Gallon Pail, or 4151 Multi-Use Premium 4 Gallon | |

Embalaje

| | | |
|-----------------|------------|-----------|
| Piezas Por Caja | 27 pcs | |
| Área Por Caja | 52.3 sq ft | 4.86 sq m |
| Peso Por Caja | 39.83 lbs | 18.07 kg |

Método De Instalación Recomendado



Productos Que Combinan

LVT: Reside 12 Mil, Reside 8 Mil, Reside 20 Mil

desempeño + pruebas

| | |
|--|---|
| margen adicional residual (ASTM F1914) | Passes |
| resistencia al calor (ASTM F1514) | Passes |
| resistencia a la luz (ASTM F1515) | Passes |
| resistencia a productos químicos (ASTM F925) | Passes |
| panel radiante (ASTM E648) | Passes, Class I |
| coeficiente de fricción (ASTM D2407, resistencia al deslizamiento) | ≥0.5, meets the recommended static coefficient of friction for ADA walking surfaces |

Test Reports may be included or listed by the manufacturing/inventory style number as opposed to the noted selling style number.

Garantías

[5 Year Light Commercial Limited Warranty](#)

Diversity & Inclusion

We promote supplier participation that is reflective of Shaw Industries' diverse customer base and local community. We believe having a strong Supplier Diversity Program is strategic for bringing more innovation to our businesses and opening new markets for growth.

Atributos + Certificaciones

Health & Wellbeing

Indoor Air Quality

FloorScore® | Certificado

Climate Impact

Environmental Product Declaration (EPD)

Certificado Tercerizado De Acuerdo Con La Norma ISO 14025, EN 15804, & ISO 21930:2017

Embodied Carbon (Cradle to Gate)

6.05 Kg CO₂/M²

Life-Cycle Carbon Emissions

Low Embodied Carbon

Total Recycled Content

0% (Pre-Consumer 0% | Post-Consumer 0%)

Global Product Assessment

Country of Origin | Imported

WELL V2 Contribution Credit

X01 Fundamental Material Precautions Part 1: (C): Restrict Asbestos Precondition
X08 Hazardous Material Reduction Part 1: Limit Hazardous Materials Optimization – 1 pt
X10 Volatile Compound Reduction Part 1 (A): Manage Volatile Organic Compounds (VOCs) Optimization – 1 pt
Part 2: Manage Semi-Volatile Organic Compounds (SVOCs) Optimization – 1 pt
X11 Long Term Emissions Control Part 2: Flooring Optimization – 1 pt

Absence of Asbestos
Absence of Heavy Metals
Absence of Halogenated Flame Retardants

Ortho-Phthalates
FloorScore Certificate

Contribución Para Créditos Leed

Crédito MR: Divulgación y optimización de productos de construcción
Declaraciones ambientales de productos - Opción 1: Declaración ambiental de productos (EPD)

Crédito EQ: Materiales de baja emisión
Opción 1: Cálculos de categoría de producto

3rd Party Certified in Accordance with ISO 14025, EN 15804, & ISO 21930:2017

FloorScore® Certified










[Installation Guidelines](#)
[Maintenance Guidelines](#)

Please visit www.shawcontract.com for the most current warranty information. Specifications are subject to nominal manufacturing variance. Material supply and/or manufacturing processes may necessitate changes without notice.

This product is an exclusive design and may not be duplicated in any manner. Use of this design in the creation of another product design is also strictly prohibited.

Visit shawcontract.com/testing for more information.

Available Colorways

| | | | | | |
|--|--|---|---|---|--|
|  <div>Rest 94121 V3 - Moderate Variation</div> |  <div>Hearth 94140 V4 - Substantial Variation</div> |  <div>Inhabit 94155 V4 - Substantial Variation</div> |  <div>Dwelling 94250 V2 - Slight Variation</div> |  <div>Abode 94506 V4 - Substantial Variation</div> |  <div>Contentment 94564 V3 - Moderate Variation</div> |
|  <div>Pause 94580 V2 - Slight Variation</div> |  <div>Solace 94700 V2 - Slight Variation</div> |  <div>Shelter 94710 V2 - Slight Variation</div> |  <div>Assurance 94730 V2 - Slight Variation</div> |  <div>Retreat 94740 V3 - Moderate Variation</div> |  <div>Fulfill 94790 V4 - Substantial Variation</div> |

Color and Visual Variation Index

Shade and texture variation is inherent in all resilient products and can vary significantly from piece to piece. Samples should be used to assess color.

| | | | |
|--|---|--|---|
| V1  Uniform Appearance | V2  Slight Variation | V3  Moderate Variation | V4  Substantial Variation |
|--|---|--|---|