

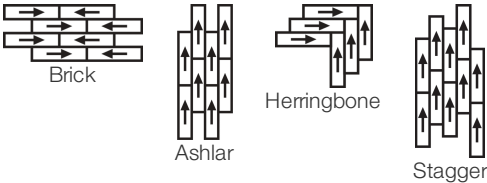
Reside 6 Mil

Collection	Reside	
Numéro De Style	4325V	
Construction	Carreau De Vinyle De Luxe Commercial Léger	
classe	Class III, Type B	
Finition	ExoGuard®	
	Impérial	Métrique
Dimensions Nominales	6 in w x 47 in l	15 cm w x 120 cm l
Dimensions Réelles	5.91 in w x 47.24 in l	15.01 cm w x 119.99 cm l
Épaisseur De La Couche d'Usure	6 mil (0.006 in)	0.15 mm
Épaisseur Générale Du Produit	0.079 in	2 mm
Profil Du Bord	Bord Carré	
Installation Type	Dry Back	
Installation	Direct Glue	
Approved Spaces	Light Commercial	
Adhésif Recommandé	2200 Semi-Wet Resilient 4 Gallon Pail, 2200 Semi-Wet Resilient 1 Gallon Pail or 4151 Multi-Use Premium 4 Gallon	

Emballage

Pièces Par Carton	27 pcs	
Surface Par Carton	52.3 sq ft	4.86 sq m
Poids Par Carton	39.83 lbs	18.07 kg

Méthodes d'Installation Conseillées



Coordination Des Produits

LVT: Reside 12 Mil, Reside 8 Mil, Reside 20 Mil

performance + Tests et essai

poinçonnement rémanent (ASTM F1914)	Passes
résistance à la chaleur (ASTM F1514)	Passes
résistance à la lumière (ASTM F1515)	Passes
résistance chimique (ASTM F925)	Passes
Essai au panneau radiant (Astm E648)	Passes, Class I
coefficient de frottement (ASTM D2407, résistance au glissement)	≥0.5, meets the recommended static coefficient of friction for ADA walking surfaces

Test Reports may be included or listed by the manufacturing/inventory style number as opposed to the noted selling style number.

## Garanties

[5 Year Light Commercial Limited Warranty](#)

## Diversity & Inclusion

We promote supplier participation that is reflective of Shaw Industries' diverse customer base and local community. We believe having a strong Supplier Diversity Program is strategic for bringing more innovation to our businesses and opening new markets for growth.

## Attributs + Certifications

### Health & Wellbeing

Indoor Air Quality

FloorScore® | Agréé

### Climate Impact

Environmental Product Declaration (EPD)

Certifié Par Une Tierce Partie Conformément Aux Normes ISO 14025, EN 15804 Et ISO 21930:2017

Embodied Carbon (Cradle to Gate)

6.05 Kg CO<sub>2</sub>/M<sup>2</sup>

Life-Cycle Carbon Emissions

Low Embodied Carbon

Total Recycled Content

0% (Pre-Consumer 0% | Post-Consumer 0%)

### Global Product Assessment

Country of Origin | Imported

## WELL V2 Contribution Credit

X01 Fundamental Material Precautions Part 1: (C): Restrict Asbestos Precondition

**Absence of Asbestos**

X08 Réduction des matières dangereuses Partie 1 : Optimisation des limites des matières dangereuses – 1 pt

**Absence of Heavy Metals**

X10 Réduction des composés volatils Partie 1 (A) : Gérer l'optimisation des composés organiques volatils (COV) - 1 pt

**Absence of Halogenated Flame Retardants**

Partie 2 : Gérer l'optimisation des composés organiques semi-volatils (COSV) - 1 pt

**Ortho-Phthalates**

X11 Contrôle des émissions à long terme Partie 2 : Optimisation des revêtements de sol – 1 pt

**FloorScore Certificate**

## Contribution Au Certificat Vert Leed

« Crédit MR : Divulgateion et optimisation des produits de construction

**3rd Party Certified in Accordance with ISO 14025, EN 15804, & ISO 21930:2017**

Crédit EQ : matériaux faibles émissions

**FloorScore Certified**

[Installation Guidelines](#)



Please visit [www.shawcontract.com](http://www.shawcontract.com) for the most current warranty information. Specifications are subject to nominal manufacturing variance. Material supply and/or manufacturing processes may necessitate changes without notice.

[Maintenance Guidelines](#)

This product is an exclusive design and may not be duplicated in any manner. Use of this design in the creation of another product design is also strictly prohibited.

Visit [shawcontract.com/testing](http://shawcontract.com/testing) for more information.

Available Colorways

					
Rest 94121 V3 - Moderate Variation	Hearth 94140 V4 - Substantial Variation	Inhabit 94155 V4 - Substantial Variation	Dwelling 94250 V2 - Slight Variation	Abode 94506 V4 - Substantial Variation	Contentment 94564 V3 - Moderate Variation
					
Pause 94580 V2 - Slight Variation	Solace 94700 V2 - Slight Variation	Shelter 94710 V2 - Slight Variation	Assurance 94730 V2 - Slight Variation	Retreat 94740 V3 - Moderate Variation	Fulfill 94790 V4 - Substantial Variation

Color and Visual Variation Index

Shade and texture variation is inherent in all resilient products and can vary significantly from piece to piece. Samples should be used to assess color.

