

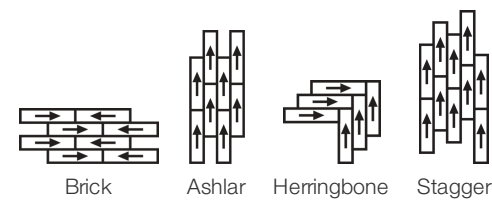
Reside 6 Mil

Coleção	Reside	
Número Do Produto	4325V	
Construção	Vinílico De Luxo Em Régua (Lvt) Com Fibra De Vidro	
classe	Class III, Type B	
Acabamento	ExoGuard®	
	U.s.	Metric
Dimensões Nominais	6 in w x 47 in l	15 cm w x 120 cm l
Dimensões Reais	5.91 in w x 47.24 in l	15.01 cm w x 119.99 cm l
Espessura Da Camada De Uso	6 mil (0.006 in)	0.15 mm
Espessura Total Do Produto	0.079 in	2 mm
Perfil De Borda	Borda Quadrada	
Installation Type	Dry Back	
Instalação	Direct Glue	
Adesivo Recomendado	S150 Resilient Sheet Spray 1 Can, , 4200 Reslient Sheet 4 Gallon, 2200 Semi-Wet Resilient 4 Gallon Pail, 2200 Semi-Wet Resilient 1 Gallon Pail, or 4151 Multi-Use Premium 4 Gallon	

Empacotamento

Peças Por Caixa	27 pcs	
Área Por Caixa	52.3 sq ft	4.86 sq m
Peso Por Caixa	39.83 lbs	18.07 kg

Método De Instalação Recomendado



Produtos Coordenados

LVT: Reside 12 Mil, Reside 8 Mil, Reside 20 Mil

desempenho + teste

recuo residual (ASTM F1914)	Passes
resistência ao calor (ASTM F1514)	Passes
resistência à luz (ASTM F1515)	Passes
resistência a produtos químicos (ASTM F925)	Passes
painel radiante (ASTM E648)	Passes, Class I
coeficiente de atrito (ASTM D2407, resistência ao deslizamento)	≥0.5, meets the recommended static coefficient of friction for ADA walking surfaces

Test Reports may be included or listed by the manufacturing/inventory style number as opposed to the noted selling style number.

## Garantias

[5 Anos Comercial Limitada](#)

## Diversity &amp; Inclusion

We promote supplier participation that is reflective of Shaw Industries' diverse customer base and local community. We believe having a strong Supplier Diversity Program is strategic for bringing more innovation to our businesses and opening new markets for growth.

## Atributos + Certificações

## Health &amp; Wellbeing

Indoor Air Quality

FloorScore® | Certificado

## Climate Impact

Environmental Product Declaration (EPD)

3rd Party Certified De Acordo Com ISO 14025, EN 15804, &amp; ISO 21930:2017

Embodied Carbon (Cradle to Gate)

6.05 Kg CO<sub>2</sub>/M<sup>2</sup>

Life-Cycle Carbon Emissions

Low Embodied Carbon

Embodied Carbon (Cradle to Gate)

6.05 Kg CO<sub>2</sub>/M<sup>2</sup>

Total Recycled Content

0% (Pre-Consumer 0% | Post-Consumer 0%)

## Global Product Assessment

Country of Origin | Imported

## WELL V2 Contribution Credit

X01 Fundamental Material Precautions Part 1: (C): Restrict Asbestos Precondition

**Absence of Asbestos**

X08 Hazardous Material Reduction Part 1: Limit Hazardous Materials Optimization – 1 pt

**Absence of Heavy Metals**

X10 Volatile Compound Reduction Part 1 (A): Manage Volatile Organic Compounds (VOCs) Optimization – 1 pt

**Absence of Halogenated Flame Retardants**

Part 2: Manage Semi-Volatile Organic Compounds (SVOCs) Optimization – 1 pt

**Ortho-Phthalates**

X11 Long Term Emissions Control Part 2: Flooring Optimization – 1 pt

**FloorScore Certificate**

## Crédito De Contribuição

MR Credit: Divulgação e otimização de produtos de construção

**3rd Party Certified in Accordance with ISO 14025, EN 15804, & ISO 21930:2017**

Declarações ambientais do produto - Opção 1: Declaração ambiental do produto (EPD)

**FloorScore® Certified**

Crédito de EQ: Materiais de baixa emissão

Opção 1: cálculos de categoria de produto











[Installation Guidelines](#)
Please visit [www.shawcontract.com](http://www.shawcontract.com) for the most current warranty information.
[Maintenance Guidelines](#)

Specifications are subject to nominal manufacturing variance. Material supply and/or manufacturing processes may necessitate changes without notice.

This product is an exclusive design and may not be duplicated in any manner. Use of this design in the creation of another product design is also strictly prohibited.

Visit [shawcontract.com/testing](http://shawcontract.com/testing) for more information.

Available Colorways

					
Rest 94121 V3 - Moderate Variation	Hearth 94140 V4 - Substantial Variation	Inhabit 94155 V4 - Substantial Variation	Dwelling 94250 V2 - Slight Variation	Abode 94506 V4 - Substantial Variation	Contentment 94564 V3 - Moderate Variation
					
Pause 94580 V2 - Slight Variation	Solace 94700 V2 - Slight Variation	Shelter 94710 V2 - Slight Variation	Assurance 94730 V2 - Slight Variation	Retreat 94740 V3 - Moderate Variation	Fulfill 94790 V4 - Substantial Variation

Color and Visual Variation Index

Shade and texture variation is inherent in all resilient products and can vary significantly from piece to piece. Samples should be used to assess color.

