

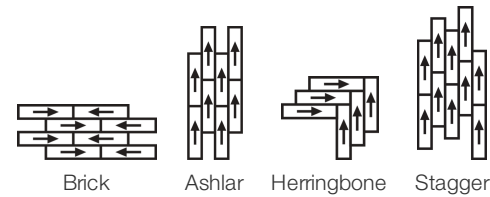
Union

Colección	Unite II	
Número De Estilo	4349V	
Construcción	Módulo De Lvt Comercial De Tráfico Severo Con Fibra De Vidrio	
clase	Class III, Type B	
Terminación	ExoGuard+®	
	U.s.	Metric
Dimensiones Nominales	9 in w x 48 in l	23 cm w x 122 cm l
Dimensiones Reales	9.00 in w x 48.00 in l	22.86 cm w x 121.92 cm l
Desgaste De La Capa De Uso	20 mil (0.02 in)	0.51 mm
Espesor Total Del Producto	0.197 in	5 mm
Perfil De Borde	Borde Cuadrado	
Installation Type	Loose Lay	
Instalación	Direct Glue Or Perimeter Glue	
Adhesivo Recomendado	S150-95 Resilient Tile Spray, , 4200 Resilient Tile 4 Gallon, 2200 Semi-Wet Resilient 4 Gallon Pail, 2200 Semi-Wet Resilient 1 Gallon Pail, , 4252 Multi-Use (No heavy rolling or static loads) or 4151 Multi-Use Premium 4 Gallon	

Embalaje

Piezas Por Caja	8 pcs	
Área Por Caja	24 sq ft	2.23 sq m
Peso Por Caja	40.12 lbs	18.2 kg

Método De Instalación Recomendado



Productos Que Combinan

LVT: Commingle, Inlet II, Solo 5.0



desempeño + pruebas

carga estática (ASTM F970)	Passes (Modified), *1500 lbs	*This test is intended to compare relative properties of different styles and constructions. Results are based on a laboratory test and used for comparative purposes - real life load limit may vary.	
resistencia al calor (ASTM F1514)	Passes		
resistencia a la luz (ASTM F1515)	Passes		
resistencia a productos químicos (ASTM F925)	Passes		
panel radiante (ASTM E648)	Passes, Class I		
coeficiente de fricción (ASTM D2407, resistencia al deslizamiento)	≥0.5, meets the recommended static coefficient of friction for ADA walking surfaces		
Test Reports may be included or listed by the manufacturing/inventory style number as opposed to the noted selling style number.			

Garantías

[Commercial 15 Year Underbed Bond Warranty](#)
[15 Años Limitado A Uso Comercial](#)

Diversity & Inclusion

We promote supplier participation that is reflective of Shaw Industries' diverse customer base and local community. We believe having a strong Supplier Diversity Program is strategic for bringing more innovation to our businesses and opening new markets for growth.

Atributos + Certificaciones

Health & Wellbeing	
Material Ingredient Transparency	Health Product Declaration (HPD) 1000 ppm Disclosure
Indoor Air Quality	FloorScore® Certificado
Climate Impact	
Environmental Product Declaration (EPD)	Certificado Tercerizado De Acuerdo Con La Norma ISO 14025, EN 15804, & ISO 21930:2017
Embodied Carbon (Cradle to Gate)	11.59 Kg Co ₂ /M ²
Total Recycled Content	0% (Pre-Consumer 0% Post-Consumer 0%)
Global Product Assessment	Country of Origin Imported

WELL V2 Contribution Credit

X01 Fundamental Material Precautions Part 1: (C): Restrict Asbestos Precondition	Absence of Asbestos
X08 Hazardous Material Reduction Part 1: Limit Hazardous Materials Optimization – 1 pt	Absence of Heavy Metals
X10 Volatile Compound Reduction Part 1 (A): Manage Volatile Organic Compounds (VOCs) Optimization – 1 pt	Absence of Halogenated Flame Retardants
Part 2: Manage Semi-Volatile Organic Compounds (SVOCs) Optimization – 1 pt	Ortho-Phthalates
X11 Long Term Emissions Control Part 2: Flooring Optimization – 1 pt	FloorScore Certificate

Contribución Para Créditos Leed

Crédito MR: Divulgación y optimización de productos de construcción
Declaraciones ambientales de productos - Opción 1: Declaración ambiental de productos (EPD)

Crédito EQ: Materiales de baja emisión
Opción 1: Cálculos de categoría de producto

[Installation Guidelines](#)

[Maintenance Guidelines](#)

3rd Party Certified in Accordance with ISO 14025, EN 15804, & ISO 21930:2017


FloorScore® Certified

Please visit www.shawcontract.com for the most current warranty information. Specifications are subject to nominal manufacturing variance. Material supply and/or manufacturing processes may necessitate changes without notice.


This product is an exclusive design and may not be duplicated in any manner. Use of this design in the creation of another product design is also strictly prohibited.

Visit shawcontract.com/testing for more information.


Available Colorways



Concrete Valley 49103
V3 - Moderate Variation




Slate Canyon 49114
V3 - Moderate Variation




Concrete Path 49121
V3 - Moderate Variation




Concrete Spindle 49140
V3 - Moderate Variation




Concrete Refuge 49155
V3 - Moderate Variation




Sandy Dune 49240
V3 - Moderate Variation



Concrete Horizon 49515
V3 - Moderate Variation




Iron Thatch 49720
V3 - Moderate Variation



Iron Summit 49760
V3 - Moderate Variation

Color and Visual Variation Index

Shade and texture variation is inherent in all resilient products and can vary significantly from piece to piece. Samples should be used to assess color.



Corporate Headquarters +1 800 257 7429 | +1 706 532 7984 | Atlanta +1 404 853 7429 | Bengaluru +91 80 6773 0202 | Beijing +86 10 6568 588 | Chicago +1 312 467 1331 | Dubai +971 4 584 6956 | Hong Kong +852 2623 0371 | London +44 207 961 4120 | Los Angeles +1 800 233 1614 | Melbourne +61 3 9939 8543 | Mexico City +55 5010 7600 | Mumbai +91 22 6284 5050 | Nantong +86 400 800 7429 | New York +1 212 953 7429 | Paris +33 (0) 1 81 22 44 39 | San Francisco +1 415 955 1920 | Shanghai +86 21 3338 4000 | Singapore +65 6733 1811 | Sydney +61 800 556 302

© 2025 Shaw Industries Group, Inc., a Berkshire Hathaway Company
June 7, 2025

3 of 3