

Inlet II

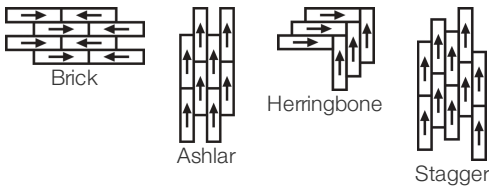
Collection	Unite II	
Numéro De Style	4372V	
Construction	Carreau De Vinyle De Luxe Commercial Lourd Avec Fibre De Verre	
classe	Class III, Type B	
Finition	ExoGuard+®	
	Impérial	Métrique
Dimensions Nominales	9 in w x 48 in l	23 cm w x 122 cm l
Dimensions Réelles	9.00 in w x 48.00 in l	22.86 cm w x 121.92 cm l
Épaisseur De La Couche d'Usure	20 mil (0.02 in)	0.51 mm
Épaisseur Générale Du Produit	0.197 in	5 mm
Profil Du Bord	Bord Carré	
Installation Type	Loose Lay	
Installation	Direct Glue Or Perimeter Glue	
Adhésif Recommandé	S150-95 Resilient Tile Spray, 4200 Resilient Tile 4 Gallon, 2200 Semi-Wet Resilient 4 Gallon Pail, 2200 Semi-Wet Resilient 1 Gallon Pail, 4252 Multi-Use 4 Gallon Adhesive or 4151 Multi-Use Premium 4 Gallon	



Emballage

Pièces Par Carton	8 pcs	
Surface Par Carton	24 sq ft	2.23 sq m
Poids Par Carton	40.12 lbs	18.2 kg

Méthodes d'Installation Conseillées



Coordination Des Produits

LVT: Union, Commingle, Solo 5.0

performance + Tests et essai

charge statique (ASTM F970)	Passes (Modified), *1500 lbs	*This test is intended to compare relative properties of different styles and constructions. Results are based on a laboratory test and used for comparative purposes - real life load limit may vary.	
résistance à la chaleur (ASTM F1514)	Passes		
résistance à la lumière (ASTM F1515)	Passes		
résistance chimique (ASTM F925)	Passes		
Essai au panneau radiant (Astm E648)	Passes, Class I		
coefficient de frottement (ASTM D2407, résistance au glissement)	≥0.5, meets the recommended static coefficient of friction for ADA walking surfaces		
Test Reports may be included or listed by the manufacturing/inventory style number as opposed to the noted selling style number.			

Garanties

- Limitée Commerciale De 15 Ans
- Commercial 15 Year Underbed Bond Warranty

Diversity & Inclusion

We promote supplier participation that is reflective of Shaw Industries' diverse customer base and local community. We believe having a strong Supplier Diversity Program is strategic for bringing more innovation to our businesses and opening new markets for growth.

Attributs + Certifications

Health & Wellbeing	
Material Ingredient Transparency	Health Product Declaration (HPD) 1000 ppm Disclosure
Indoor Air Quality	FloorScore® Agréé
Climate Impact	
Environmental Product Declaration (EPD)	Certifié Par Une Tierce Partie Conformément Aux Normes ISO 14025, EN 15804 Et ISO 21930:2017
Embodied Carbon (Cradle to Gate)	7.31 Kg Co ₂ /M ²
Life-Cycle Carbon Emissions	Low Embodied Carbon
Total Recycled Content	0% (Pre-Consumer 0% Post-Consumer 0%)
Global Product Assessment	Country of Origin Imported

WELL V2 Contribution Credit

X01 Fundamental Material Precautions Part 1: (C): Restrict Asbestos Precondition	Absence of Asbestos
X08 Réduction des matières dangereuses Partie 1 : Optimisation des limites des matières dangereuses – 1 pt	Absence of Heavy Metals
X10 Réduction des composés volatils Partie 1 (A) : Gérer l'optimisation des composés organiques volatils (COV) - 1 pt	Absence of Halogenated Flame Retardants
Partie 2 : Gérer l'optimisation des composés organiques semi-volatils (COSV) - 1 pt	Ortho-Phthalates
X11 Contrôle des émissions à long terme Partie 2 : Optimisation des revêtements de sol – 1 pt	FloorScore Certificate

Contribution Au Certificat Vert Leed

« Crédit MR : Divulgarion et optimisation des produits de construction
« Crédit MR : Divulgarion et optimisation des produits de construction

Crédit EQ : matériaux faibles émissions

[Installation Guidelines](#)

[Maintenance Guidelines](#)


Health Product Declaration (HPD) | 100 Ppm Disclosure
3rd Party Certified in Accordance with ISO 14025, EN 15804, & ISO 21930:2017
FloorScore Certified

Please visit www.shawcontract.com for the most current warranty information.
Specifications are subject to nominal manufacturing variance. Material supply and/or manufacturing processes may necessitate changes without notice.


This product is an exclusive design and may not be duplicated in any manner. Use of this design in the creation of another product design is also strictly prohibited.

Visit shawcontract.com/testing for more information.


Available Colorways




Valley 72103
V2 - Slight Variation



Canyon 72114
V2 - Slight Variation




Path 72121
LRV 48 | L* 74.83
V2 - Slight Variation




Spindle 72140
LRV 36.9 | L* 67.22
V2 - Slight Variation



Refuge 72155
LRV 55.56 | L* 23.5
V3 - Moderate Variation




Dune 72240
V2 - Slight Variation



Horizon 72515
V2 - Slight Variation



Thatch 72720
V3 - Moderate Variation



Summit 72760
V2 - Slight Variation

Color and Visual Variation Index

Shade and texture variation is inherent in all resilient products and can vary significantly from piece to piece. Samples should be used to assess color.

V1



Uniform Appearance

V2



Slight Variation

V3



Moderate Variation

V4



Substantial Variation

