

Crossing Paths 5.0

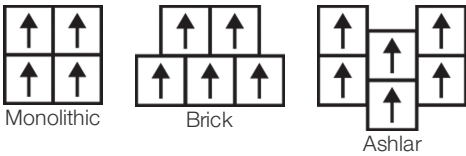
Collection	Cultura	
Style Number	4392V	
Construction	Heavy Commercial Luxury Vinyl Tile With Fiberglass	
Class / ASTM F1700	Class III, Type B	
Finish	ExoGuard+®	
	U.s.	Metric
Nominal Dimensions	18 in w x 18 in l	46 cm w x 46 cm l
Actual Dimensions	18.00 in w x 18.00 in l	45.72 cm w x 45.72 cm l
Wear Layer Thickness	20 mil (0.02 in)	0.51 mm
Overall Thickness	0.197 in	5 mm
Edge Profile	Squared Edge	
Installation Type	Dry Back	
Installation	Direct Glue	
Recommended Adhesive	S150-95 Resilient Tile Spray, , 4200 Resilient Tile 4 Gallon, 2200 Semi-Wet Resilient 4 Gallon Pail, 2200 Semi-Wet Resilient 1 Gallon Pail, or 4151 Multi-Use Premium 4 Gallon	

Packaging

Pieces Per Carton	10 pcs	
Area Per Carton	22.5 sq ft	2.09 sq m
Weight Per Carton	39.18 lbs	17.77 kg



Recommended Installation Method



Coordinating Products

LVT: In Unison 5.0, In Unison 2.5, Crossing Paths 2.5  
Carpet Tile: Alban Tile, Hand Woven Tile, Local Tile, Sierra Tile, Casa Tile, Cross Weave Tile  
Broadloom: Braided Broadloom, Valle Broadloom

Performance + Testing

Resistance to Heat (ASTM F1514)	Passes
Resistance to Light (ASTM F1515)	Passes
Resistance to Chemicals (ASTM F925)	Passes
Radiant Panel (ASTM E648)	Passes, Class I
coefficient of friction (ASTM D2407, slip resistance)	≥0.5, meets the recommended static coefficient of friction for ADA walking surfaces

Test Reports may be included or listed by the manufacturing/inventory style number as opposed to the noted selling style number.

Warranties

[15 Year Commercial Limited](#)  
[Commercial 15 Year Underbed Bond Warranty](#)

Diversity & Inclusion

We promote supplier participation that is reflective of Shaw Industries' diverse customer base and local community. We believe having a strong Supplier Diversity Program is strategic for bringing more innovation to our businesses and opening new markets for growth.

Material Health & Environmental Certifications

Health & Wellbeing	
Material Ingredient Transparency	Health Product Declaration (HPD)   1000 ppm Disclosure
Climate Impact	
Environmental Product Declaration (EPD)	3rd Party Certified in Accordance with ISO 14025, EN 15804, & ISO 21930:2017
Embodied Carbon (Cradle to Gate)	11.59 Kg CO <sub>2</sub> /M <sup>2</sup>
Total Recycled Content	20% (Pre-Consumer 20%   Post-Consumer 0%)
Global Product Assessment	Country of Origin   Imported

WELL V2 Contribution Credit

X01 Fundamental Material Precautions Part 1: (C): Restrict Asbestos Precondition	Absence of Asbestos
X08 Hazardous Material Reduction Part 1: Limit Hazardous Materials Optimization – 1 pt	Absence of Heavy Metals
X10 Volatile Compound Reduction Part 1 (A): Manage Volatile Organic Compounds (VOCs) Optimization – 1 pt	Absence of Halogenated Flame Retardants
Part 2: Manage Semi-Volatile Organic Compounds (SVOCs) Optimization – 1 pt	Ortho-Phthalates
X11 Long Term Emissions Control Part 2: Flooring Optimization – 1 pt	FloorScore Certificate
X14 Material Transparency Part 1: Promote Ingredient Disclosure Optimization – max 2 pts	Health Product Declaration (HPD)   1000 Ppm Disclosure

Green Leed Contribution Credit

MR Credit: Building Product Disclosure and Optimization Material Ingredients - Option 1: Material Ingredient Reporting	Health Product Declaration (HPD)   1000 Ppm Disclosure
MR Credit: Building Product Disclosure and Optimization Environmental Product Declarations - Option 1: Environmental Product Declaration (EPD)	3rd Party Certified in Accordance with ISO 14025, EN 15804, & ISO 21930:2017

[Installation Guidelines](#)  
[Maintenance Guidelines](#)

Please visit [www.shawcontract.com](http://www.shawcontract.com) for the most current warranty information. Specifications are subject to nominal manufacturing variance. Material supply and/or manufacturing processes may necessitate changes without notice.

This product is an exclusive design and may not be duplicated in any manner. Use of this design in the creation of another product design is also strictly prohibited.

Visit [shawcontract.com/testing](http://shawcontract.com/testing) for more information.

Available Colorways



Eggshell 91111  
V3 - Moderate Variation



Spindle 91140  
V3 - Moderate Variation



Sandy Dune 91240  
V3 - Moderate Variation



Smoky Oak 91516  
V3 - Moderate Variation



Caster 91518  
V3 - Moderate Variation



Gesso 91520  
V3 - Moderate Variation



Thatch 91720  
V3 - Moderate Variation



Grove 91737  
V3 - Moderate Variation




Summit 91760  
V3 - Moderate Variation

Color and Visual Variation Index


Shade and texture variation is inherent in all resilient products and can vary significantly from piece to piece. Samples should be used to assess color.

V1




Uniform Appearance

V2




Slight Variation

V3



Moderate Variation

V4



Substantial Variation

