

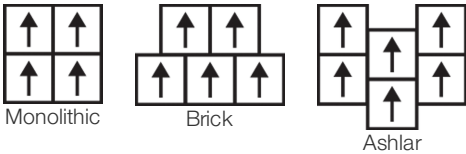
Crossing Paths 5.0

Collection	Cultura	
Numéro De Style	4392V	
Construction	Carreau De Vinyle De Luxe Commercial Lourd Avec Fibre De Verre	
classe	Class III, Type B	
Finition	ExoGuard+®	
	Impérial	Métrique
Dimensions Nominales	18 in w x 18 in l	46 cm w x 46 cm l
Dimensions Réelles	18.00 in w x 18.00 in l	45.72 cm w x 45.72 cm l
Épaisseur De La Couche d'Usure	20 mil (0.02 in)	0.51 mm
Épaisseur Générale Du Produit	0.197 in	5 mm
Profil Du Bord	Bord Carré	
Installation Type	Dry Back	
Installation	Direct Glue	
Adhésif Recommandé	S150-95 Resilient Tile Spray, 4200 Resilient Tile 4 Gallon, 2200 Semi-Wet Resilient 4 Gallon Pail, 2200 Semi-Wet Resilient 1 Gallon Pail or 4151 Multi-Use Premium 4 Gallon	

Emballage

Pièces Par Carton	10 pcs	
Surface Par Carton	22.5 sq ft	2.09 sq m
Poids Par Carton	39.18 lbs	17.77 kg

Méthodes d'Installation Conseillées



Coordination Des Produits

LVT: In Unison 5.0, In Unison 2.5, Crossing Paths 2.5
Carpet Tile: Alban Tile, Hand Woven Tile, Local Tile, Sierra Tile, Casa Tile, Cross Weave Tile
Broadloom: Braided Broadloom, Valle Broadloom



performance + Tests et essai

résistance à la chaleur (ASTM F1514)	Passes
résistance à la lumière (ASTM F1515)	Passes
résistance chimique (ASTM F925)	Passes
Essai au panneau radiant (Astm E648)	Passes, Class I
coefficient de frottement (ASTM D2407, résistance au glissement)	≥0.5, meets the recommended static coefficient of friction for ADA walking surfaces
Test Reports may be included or listed by the manufacturing/inventory style number as opposed to the noted selling style number.	

Garanties

- Limitée Commerciale De 15 Ans
- Commercial 15 Year Underbed Bond Warranty

Diversity & Inclusion

We promote supplier participation that is reflective of Shaw Industries' diverse customer base and local community. We believe having a strong Supplier Diversity Program is strategic for bringing more innovation to our businesses and opening new markets for growth.

Attributs + Certifications

Health & Wellbeing	
Material Ingredient Transparency	Health Product Declaration (HPD) 1000 ppm Disclosure
Climate Impact	
Environmental Product Declaration (EPD)	Certifié Par Une Tierce Partie Conformément Aux Normes ISO 14025, EN 15804 Et ISO 21930:2017
Embodied Carbon (Cradle to Gate)	11.59 Kg CO ₂ /M ²
Total Recycled Content	20% (Pre-Consumer 20% Post-Consumer 0%)
Global Product Assessment	Country of Origin Imported

WELL V2 Contribution Credit

X01 Fundamental Material Precautions Part 1: (C): Restrict Asbestos Precondition	Absence of Asbestos
X08 Réduction des matières dangereuses Partie 1 : Optimisation des limites des matières dangereuses – 1 pt	Absence of Heavy Metals
X10 Réduction des composés volatils Partie 1 (A) : Gérer l'optimisation des composés organiques volatils (COV) - 1 pt	Absence of Halogenated Flame Retardants
Partie 2 : Gérer l'optimisation des composés organiques semi-volatils (COSV) - 1 pt	Ortho-Phthalates
X11 Contrôle des émissions à long terme Partie 2 : Optimisation des revêtements de sol – 1 pt	FloorScore Certificate
X14 Transparence des matériaux Partie 1 : Promouvoir l'optimisation de la divulgation des ingrédients - max 2 pts	Health Product Declaration (HPD) 1000 Ppm Disclosure

Contribution Au Certificat Vert Leed

« Crédit MR : Divulgateion et optimisation des produits de construction
« Crédit MR : Divulgateion et optimisation des produits de construction

[Installation Guidelines](#)

[Maintenance Guidelines](#)


Health Product Declaration (HPD) | 1000 Ppm Disclosure 3rd Party Certified in Accordance with ISO 14025, EN 15804, & ISO 21930:2017

Please visit www.shawcontract.com for the most current warranty information.
Specifications are subject to nominal manufacturing variance. Material supply and/or manufacturing processes may necessitate changes without notice.

This product is an exclusive design and may not be duplicated in any manner. Use of this design in the creation of another product design is also strictly prohibited.


Visit shawcontract.com/testing for more information.

Available Colorways




Eggshell 91111

V3 - Moderate Variation



Spindle 91140

V3 - Moderate Variation




Sandy Dune 91240

V3 - Moderate Variation




Smoky Oak 91516

V3 - Moderate Variation



Caster 91518

V3 - Moderate Variation




Gesso 91520

V3 - Moderate Variation




Thatch 91720

V3 - Moderate Variation



Grove 91737

V3 - Moderate Variation



Summit 91760

V3 - Moderate Variation

Color and Visual Variation Index

Shade and texture variation is inherent in all resilient products and can vary significantly from piece to piece. Samples should be used to assess color.

V1



Uniform Appearance

V2



Slight Variation

V3



Moderate Variation

V4



Substantial Variation



Corporate Headquarters +1 800 257 7429 | +1 706 532 7984 | Atlanta +1 404 853 7429 | Bengaluru +91 80 6773 0202 | Beijing +86 10 6568 588 | Chicago +1 312 467 1331 | Dubai +971 4 584 6956 | Hong Kong +852 2623 0371 | London +44 207 961 4120 | Los Angeles +1 800 233 1614 | Melbourne +61 3 9939 8543 | Mexico City +55 5010 7600 | Mumbai +91 22 6284 5050 | Nantong +86 400 800 7429 | New York +1 212 953 7429 | Paris +33 (0) 1 81 22 44 39 | San Francisco +1 415 955 1920 | Shanghai +86 21 3338 4000 | Singapore +65 6733 1811 | Sydney +61 800 556 302

© 2025 Shaw Industries Group, Inc., a Berkshire Hathaway Company
July 29, 2025

3 of 3