

Reside 20 Mil

Collection	Reside	
Style Number	4381V	
Construction	Heavy Commercial Luxury Vinyl Tile	
Class / ASTM F1700	Class III, Type B	
Finish	ExoGuard®	
	U.S.	Metric
Nominal Dimensions	6 in w x 47 in l	15 cm w x 120 cm l
Actual Dimensions	5.91 in w x 47.24 in l	15.01 cm w x 119.99 cm l
Wear Layer Thickness	20 mil (0.02 in)	0.51 mm
Overall Thickness	0.098 in	2.5 mm
Edge Profile	Squared Edge	
Installation Type	Dry Back	
Installation	Direct Glue	
Recommended Adhesive	S150-95 Resilient Tile Spray, , 4200 Resilient Tile 4 Gallon, 2200 Semi-Wet Resilient 4 Gallon Pail, 2200 Semi-Wet Resilient 1 Gallon Pail, or 4151 Multi-Use Premium 4 Gallon	

Packaging

Pieces per Carton	22 pcs	
Area per Carton	42.65 sq ft	3.96 sq m
Weight per Carton	38.63 lbs	17.52 kg

Recommended Installation Method



Coordinating Products

LVT: Reside 12 Mil, Reside 8 Mil, Reside 6 Mil

Performance + Testing

Static Load (ASTM F970)	Passes (Modified), *1500 lbs	*This test is intended to compare relative properties of different styles and constructions. Results are based on a laboratory test and used for comparative purposes - real life load limit may vary.	
Resistance to Heat (ASTM F1514)	Passes		
Resistance to Light (ASTM F1515)	Passes		
Radiant Panel (ASTM E648)	Passes, Class I		
Coefficient of Friction (ASTM D2047, Slip Resistance)	>0.6, meets the recommended static coefficient of friction for ADA walking surfaces and accessible routes		
Test Reports may be included or listed by the manufacturing/inventory style number as opposed to the noted selling style number.			

Warranties

[15 Year Commercial Limited Warranty](#)
[Commercial 15 Year Underbed Bond Warranty](#)

Diversity & Inclusion

We believe all humans are equal. Individually and collectively, we need to proactively create and promote opportunities that give everybody an equal footing in life. We nurture an environment where every voice and perspective can be heard, and proactively promote accessibility and inclusivity inside our network and beyond. One proof point is our ability to meet the criteria of the Social Fairness pillar of the Cradle to Cradle Product Standard. At Shaw Industries, we promote supplier participation that is reflective of Shaw's diverse customer base and local community. More than 42% of our spend***** is with small and diverse businesses. We believe having a strong Supplier Diversity Program is strategic for bringing more innovation to our businesses and opening new markets for growth.

Material Health & Environmental Certifications

Health & Wellbeing

Indoor Air Quality

FloorScore® | Certified

Climate Impact

Environmental Product Declaration (EPD)

3rd Party Certified in Accordance with ISO 14025, EN 15804, & ISO 21930:2017

Embodied Carbon (Cradle to Gate)

6.052 Kg CO₂/M²

Total Recycled Content

0% (Pre-Consumer 0% | Post-Consumer 0%)

Global Product Assessment

Country of Origin | Imported

WELL V2 Contribution Credit

X01 Fundamental Material Precautions Part 1: (C): Restrict Asbestos Precondition	Absence of Asbestos
X08 Hazardous Material Reduction Part 1: Limit Hazardous Materials Optimization	Absence of Heavy Metals
X10 Volatile Compound Reduction Part 1 (A): Manage Volatile Organic Compounds (VOCs) Optimization	Absence of Halogenated Flame Retardants
X10 Volatile Compound Reduction Part 2: Manage Semi-Volatile Organic Compounds (SVOCs) Optimization	Ortho-Phthalates
X11 Long Term Emissions Control Part 2: Flooring Optimization	FloorScore Certificate

Leed v4 Contribution Credits

MR Credit: Building Product Disclosure and Optimization Environmental Product Declarations - Option 1: Environmental Product Declaration (EPD)	3rd Party Certified in Accordance with ISO 14025, EN 15804, & ISO 21930:2017
EQ Credit: Low Emitting Materials Option 1: Product Category Calculations	FloorScore Certified

[Installation Guidelines](#)


[Maintenance Guidelines](#)

Please visit www.shawcontract.com for the most current warranty information. Specifications are subject to nominal manufacturing variance. Material supply and/or manufacturing processes may necessitate changes without notice.


This product is an exclusive design and may not be duplicated in any manner. Use of this design in the creation of another product design is also strictly prohibited.
*****Allowable spend is domestic (US) spend in categories in which we have diverse suppliers from which to choose. Compared to non-allowable spend which includes categories in which we do not have domestic, small or diverse suppliers available to meet our needs.

Visit shawcontract.com/testing for more information.


Available Colorways




Rest 94121
V3 - Moderate Variation




Hearth 94140
V4 - Substantial Variation




Inhabit 94155
V4 - Substantial Variation




Dwelling 94250
V2 - Slight Variation




Abode 94506
V4 - Substantial Variation




Contentment 94564
V3 - Moderate Variation




Pause 94580
V2 - Slight Variation




Solace 94700
V2 - Slight Variation




Shelter 94710
V2 - Slight Variation




Assurance 94730
V2 - Slight Variation



Retreat 94740
V3 - Moderate Variation



Fulfill 94790
V3 - Moderate Variation

 **Quick Ship** In Stock - up to 5,000 square feet from USA

Color and Visual Variation Index


Shade and texture variation is inherent in all resilient products and can vary significantly from piece to piece. Samples should be used to assess color.

V1

Uniform Appearance

V2

Slight Variation

V3

Moderate Variation

V4

Substantial Variation