

Reside 20 Mil

Colección	Reside	
Número De Estilo	4381V	
Construcción	Heavy Commercial Luxury Vinyl Tile	
clase	Class III, Type B	
Terminación	ExoGuard®	
	U.s.	Metric
Dimensiones Nominales	6 in w x 47 in l	15 cm w x 120 cm l
Dimensiones Reales	5.91 in w x 47.24 in l	15.01 cm w x 119.99 cm l
Desgaste De La Capa De Uso	20 mil (0.02 in)	0.51 mm
Espesor Total Del Producto	0.098 in	2.5 mm
Perfil De Borde	Borde Cuadrado	
Installation Type	Dry Back	
Instalación	Direct Glue	
Adhesivo Recomendado	S150-95 Resilient Tile Spray, , 4200 Resilient Tile 4 Gallon, 2200 Semi-Wet Resilient 4 Gallon Pail, 2200 Semi-Wet Resilient 1 Gallon Pail, or 4151 Multi-Use Premium 4 Gallon	

Embalaje

Piezas Por Caja	22 pcs	
Área Por Caja	42.65 sq ft	3.96 sq m
Peso Por Caja	38.63 lbs	17.52 kg

Método De Instalación Recomendado



Productos Que Combinan

LVT: Reside 12 Mil, Reside 8 Mil, Reside 6 Mil

Desempeño + Pruebas

Carga Estática (Astm F970)	Passes (Modified), *1500 lbs	Esta Prueba Tiene La Función De Comparar Propiedades Relativas De Diferentes Estilos Y Construcciones. Los Resultados Se Basan En Una Prueba De Laboratorio Y Se Utilizan Con Fines Comparativos: El Límite De Carga En La Vida Real Puede Variar.	
Resistencia Al Calor (Astm F1514)	Passes		
Resistencia A La Luz (Astm F1515)	Passes		
Panel Radiante (Astm E648)	Passes, Class I		
Coefficiente De Fricción (Astm D2407, Resistencia Al Deslizamiento)	>0.6, meets the recommended static coefficient of friction for ADA walking surfaces and accessible routes		
Test Reports may be included or listed by the manufacturing/inventory style number as opposed to the noted selling style number.			

Garantías

[15 Años Limitado A Uso Comercial](#)  
[Commercial 15 Year Underbed Bond Warranty](#)

Diversity & Inclusion

We believe all humans are equal. Individually and collectively, we need to proactively create and promote opportunities that give everybody an equal footing in life. We nurture an environment where every voice and perspective can be heard, and proactively promote accessibility and inclusivity inside our network and beyond. One proof point is our ability to meet the criteria of the Social Fairness pillar of the Cradle to Cradle Product Standard. At Shaw Industries, we promote supplier participation that is reflective of Shaw's diverse customer base and local community. More than 42% of our spend\*\*\*\*\* is with small and diverse businesses. We believe having a strong Supplier Diversity Program is strategic for bringing more innovation to our businesses and openingnew markets for growth.

Atributos + Certificaciones

Health & Wellbeing

Indoor Air Quality

FloorScore® | Certificado

Climate Impact

Environmental Product Declaration (EPD)

Certificado Tercerizado De Acuerdo Con La Norma ISO 14025, EN 15804, & ISO 21930:2017

Embodied Carbon (Cradle to Gate)

6.052 Kg Co<sub>2</sub>/M<sup>2</sup>

Total Recycled Content

0% (Pre-Consumer 0% | Post-Consumer 0%)

Global Product Assessment

Country of Origin | Imported

Contribución Para Créditos Leed

Crédito MR: Divulgación y optimización de productos de construcción  
Declaraciones ambientales de productos - Opción 1: Declaración ambiental de productos (EPD)

**3rd Party Certified in Accordance with ISO 14025, EN 15804, & ISO 21930:2017**

Crédito EQ: Materiales de baja emisión  
Opción 1: Cálculos de categoría de producto

**FloorScore Certified**





[Installation Guidelines](#)  
[Maintenance Guidelines](#)

Please visit [www.shawcontract.com](http://www.shawcontract.com) for the most current warranty information.  
Specifications are subject to nominal manufacturing variance. Material supply and/or manufacturing processes may necessitate changes without notice.

This product is an exclusive design and may not be duplicated in any manner. Use of this design in the creation of another product design is also strictly prohibited.  
\*\*\*\*\*Allowable spend is domestic (US) spend in categories in which we have diverse suppliers from which to choose. Compared to non-allowable spend which includes categories in which we do not have domestic, small or diverse suppliers available to meet our needs.

Visit [shawcontract.com/testing](http://shawcontract.com/testing) for more information.

Available Colorways

 <div>Rest 94121 V3 - Moderate Variation</div>	 <div>Hearth 94140 V4 - Substantial Variation</div>	 <div>Inhabit 94155 V4 - Substantial Variation</div>	 <div>Dwelling 94250 V2 - Slight Variation</div>	 <div>Abode 94506 V4 - Substantial Variation</div>	 <div>Contentment 94564 V3 - Moderate Variation</div>
 <div>Pause 94580 V2 - Slight Variation</div>	 <div>Solace 94700 V2 - Slight Variation</div>	 <div>Shelter 94710 V2 - Slight Variation</div>	 <div>Assurance 94730 V2 - Slight Variation</div>	 <div>Retreat 94740 V3 - Moderate Variation</div>	 <div>Fulfill 94790 V3 - Moderate Variation</div>

Color and Visual Variation Index

Shade and texture variation is inherent in all resilient products and can vary significantly from piece to piece. Samples should be used to assess color.

