

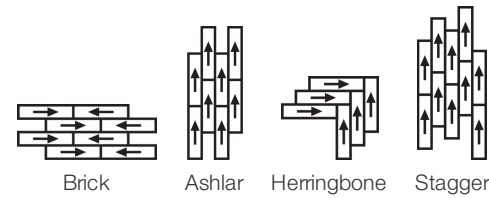
Reside 20 Mil

Coleção	Reside	
Número Do Produto	4381V	
Construção	Heavy Commercial Luxury Vinyl Tile	
classe	Class III, Type B	
Acabamento	ExoGuard®	
	U.s.	Metric
Dimensões Nominais	6 in w x 47 in l	15 cm w x 120 cm l
Dimensões Reais	5.91 in w x 47.24 in l	15.01 cm w x 119.99 cm l
Espessura Da Camada De Uso	20 mil (0.02 in)	0.51 mm
Espessura Total Do Produto	0.098 in	2.5 mm
Perfil De Borda	Borda Quadrada	
Installation Type	Dry Back	
Instalação	Direct Glue	
Adesivo Recomendado	S150-95 Resilient Tile Spray, , 4200 Resilient Tile 4 Gallon, 2200 Semi-Wet Resilient 4 Gallon Pail, 2200 Semi-Wet Resilient 1 Gallon Pail, or 4151 Multi-Use Premium 4 Gallon	

Empacotamento

Peças Por Caixa	22 pcs	
Área Por Caixa	42.65 sq ft	3.96 sq m
Peso Por Caixa	38.63 lbs	17.52 kg

Método De Instalação Recomendado



Produtos Coordenados

LVT: Reside 12 Mil, Reside 8 Mil, Reside 6 Mil

desempenho + teste

carga estática (ASTM F970)	<b>Passes (Modified), *1500 lbs</b> <b>Passes</b> <b>Passes</b> <b>Passes, Class I</b> <b>&gt;0.6, meets the recommended static coefficient of friction for ADA walking surfaces and accessible routes</b>	*This test is intended to compare relative properties of different styles and constructions. Results are based on a laboratory test and used for comparative purposes - real life load limit may vary.
resistência ao calor (ASTM F1514)		
resistência à luz (ASTM F1515)		
painel radiante (ASTM E648)		
coeficiente de atrito (ASTM D2407, resistência ao deslizamento)		
		Test Reports may be included or listed by the manufacturing/inventory style number as opposed to the noted selling style number.



Garantias

[Commercial 15 Year Underbed Bond Warranty](#)  
[15 Anos Comercial Limitada](#)

Diversity & Inclusion

We promote supplier participation that is reflective of Shaw Industries' diverse customer base and local community. We believe having a strong Supplier Diversity Program is strategic for bringing more innovation to our businesses and opening new markets for growth.

Atributos + Certificações

Health & Wellbeing

Indoor Air Quality

FloorScore® | Certificado

Climate Impact

Environmental Product Declaration (EPD)

3rd Party Certified De Acordo Com ISO 14025, EN 15804, & ISO 21930:2017

Embodied Carbon (Cradle to Gate)

6.05 Kg CO<sub>2</sub>/M<sup>2</sup>

Life-Cycle Carbon Emissions

Low Embodied Carbon

Total Recycled Content

0% (Pre-Consumer 0% | Post-Consumer 0%)

Global Product Assessment

Country of Origin | Imported

WELL V2 Contribution Credit

X01 Fundamental Material Precautions Part 1: (C): Restrict Asbestos Precondition  
X08 Hazardous Material Reduction Part 1: Limit Hazardous Materials Optimization – 1 pt  
X10 Volatile Compound Reduction Part 1 (A): Manage Volatile Organic Compounds (VOCs) Optimization – 1 pt  
Part 2: Manage Semi-Volatile Organic Compounds (SVOCs) Optimization – 1 pt  
X11 Long Term Emissions Control Part 2: Flooring Optimization – 1 pt

**Absence of Asbestos**  
**Absence of Heavy Metals**  
**Absence of Halogenated Flame Retardants**  
  
**Ortho-Phthalates**  
**FloorScore Certificate**

Crédito De Contribuição

MR Credit: Divulgação e otimização de produtos de construção  
Declarações ambientais do produto - Opção 1: Declaração ambiental do produto (EPD)  
Crédito de EQ: Materiais de baixa emissão  
Opção 1: cálculos de categoria de produto

**3rd Party Certified in Accordance with ISO 14025, EN 15804, & ISO 21930:2017**  
**FloorScore® Certified**

[Installation Guidelines](#)  
[Maintenance Guidelines](#)











Please visit [www.shawcontract.com](http://www.shawcontract.com) for the most current warranty information.  
Specifications are subject to nominal manufacturing variance. Material supply and/or manufacturing processes may necessitate changes without notice.

This product is an exclusive design and may not be duplicated in any manner. Use of this design in the creation of another product design is also strictly prohibited.

Visit [shawcontract.com/testing](http://shawcontract.com/testing) for more information.



Available Colorways

					
Rest 94121 V3 - Moderate Variation	Hearth 94140 V4 - Substantial Variation	Inhabit 94155 V4 - Substantial Variation	Dwelling 94250 V2 - Slight Variation	Abode 94506 V4 - Substantial Variation	Contentment 94564 V3 - Moderate Variation
					
Pause 94580 V2 - Slight Variation	Solace 94700 V2 - Slight Variation	Shelter 94710 V2 - Slight Variation	Assurance 94730 V2 - Slight Variation	Retreat 94740 V3 - Moderate Variation	Fulfill 94790 V3 - Moderate Variation

Color and Visual Variation Index

Shade and texture variation is inherent in all resilient products and can vary significantly from piece to piece. Samples should be used to assess color.

