

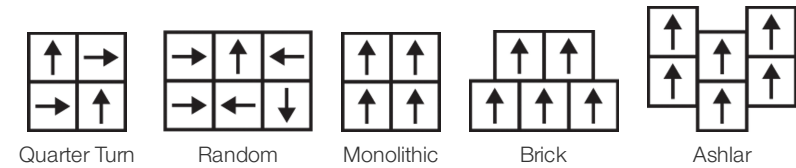
Flow 2.5

| | | |
|----------------------------|--|-------------------------|
| Coleção | Function + Flow | |
| Número Do Produto | 4385V | |
| Construção | Vinílico De Luxo Em Régua (Lvt) Comercial | |
| classe | Class III, Type B | |
| Acabamento | ExoGuard+® | |
| | U.s. | Metric |
| Dimensões Nominais | 18 in w x 18 in l | 46 cm w x 46 cm l |
| Dimensões Reais | 18.00 in w x 18.00 in l | 45.72 cm w x 45.72 cm l |
| Espessura Da Camada De Uso | 22 mil (0.022 in) | 0.56 mm |
| Espessura Total Do Produto | 0.098 in | 2.5 mm |
| Installation Type | Dry Back | |
| Instalação | Direct Glue | |
| Adesivo Recomendado | S150-95 Resilient Tile Spray, , 4200 Resilient Tile 4 Gallon, 2200 Semi-Wet Resilient 4 Gallon Pail, 2200 Semi-Wet Resilient 1 Gallon Pail, or 4151 Multi-Use Premium 4 Gallon | |

Empacotamento

| | | |
|-----------------|-----------|-----------|
| Peças Por Caixa | 20 pcs | |
| Área Por Caixa | 45 sq ft | 4.18 sq m |
| Peso Por Caixa | 40.15 lbs | 18.21 kg |

Método De Instalação Recomendado



Produtos Coordenados

LVT: Function 2.5, Flow 5.0, Function 5.0, Flow 5.0 Llt

desempenho + teste

| | | |
|---|---|--|
| carga estática (ASTM F970) | Passes (Modified), *1500 lbs | *This test is intended to compare relative properties of different styles and constructions. Results are based on a laboratory test and used for comparative purposes - real life load limit may vary. |
| recuo residual (ASTM F1914) | Passes | |
| resistência ao calor (ASTM F1514) | Passes | |
| resistência à luz (ASTM F1515) | Passes | |
| resistência a produtos químicos (ASTM F925) | Passes | |
| painel radiante (ASTM E648) | Passes, Class I | |
| coeficiente de atrito (ASTM D2407, resistência ao deslizamento) | ≥0.5, meets the recommended static coefficient of friction for ADA walking surfaces | |

Test Reports may be included or listed by the manufacturing/inventory style number as opposed to the noted selling style number.

Garantias

15 Anos Comercial Limitada

Diversity & Inclusion

We promote supplier participation that is reflective of Shaw Industries' diverse customer base and local community. We believe having a strong Supplier Diversity Program is strategic for bringing more innovation to our businesses and opening new markets for growth.

Atributos + Certificações

| | |
|---|---|
| Health & Wellbeing | |
| Indoor Air Quality | FloorScore® Certificado |
| Climate Impact | |
| Environmental Product Declaration (EPD) | 3rd Party Certified De Acordo Com ISO 14025, EN 15804, & ISO 21930:2017 |
| Embodied Carbon (Cradle to Gate) | 9.7 Kg Co ₂ /M ² |
| Total Recycled Content | 0% (Pre-Consumer 0% Post-Consumer 0%) |
| Global Product Assessment | Country of Origin China |

WELL V2 Contribution Credit







| | |
|--|--|
| X01 Fundamental Material Precautions Part 1: (C): Restrict Asbestos Precondition | Absence of Asbestos |
| X08 Hazardous Material Reduction Part 1: Limit Hazardous Materials Optimization – 1 pt | Absence of Heavy Metals |
| X10 Volatile Compound Reduction Part 1 (A): Manage Volatile Organic Compounds (VOCs) Optimization – 1 pt | Absence of Halogenated Flame Retardants |
| Part 2: Manage Semi-Volatile Organic Compounds (SVOCs) Optimization – 1 pt | Ortho-Phthalates |
| X11 Long Term Emissions Control Part 2: Flooring Optimization – 1 pt | FloorScore Certificate |

Crédito De Contribuição

| | |
|--|---|
| MR Credit: Divulgação e otimização de produtos de construção | 3rd Party Certified in Accordance with ISO 14025, EN 15804, & ISO 21930:2017 |
| Declarações ambientais do produto - Opção 1: Declaração ambiental do produto (EPD) | FloorScore® Certified |
| Crédito de EQ: Materiais de baixa emissão | |
| Opção 1: cálculos de categoria de produto | |

| | |
|-------------------------|--|
| Installation Guidelines | Please visit www.shawcontract.com for the most current warranty information. |
| Maintenance Guidelines | Specifications are subject to nominal manufacturing variance. Material supply and/or manufacturing processes may necessitate changes without notice. |
| | This product is an exclusive design and may not be duplicated in any manner. Use of this design in the creation of another product design is also strictly prohibited. |
| | Visit shawcontract.com/testing for more information. |

Available Colorways

| | | | | | |
|--|---|---|--|---|---|
|  |  |  |  |  |  |
| Smooth 85114 LRV 36.9 L* 67.22 V3 - Moderate Variation | Sandstone 85120 LRV 32.5 L* 63.77 V3 - Moderate Variation | Dense 85504 LRV 30.4 L* 62.03 V3 - Moderate Variation | Shale 85518 LRV 18.2 L* 49.74 V3 - Moderate Variation | Streamline 85520 LRV 25.6 L* 57.62 V3 - Moderate Variation | Molten 85585 LRV 13 L* 42.71 V3 - Moderate Variation |

Color and Visual Variation Index

Shade and texture variation is inherent in all resilient products and can vary significantly from piece to piece. Samples should be used to assess color.

