

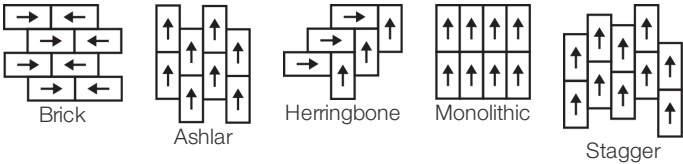
Terrace 5.0 Mm

Collection	Terasu	
Style Number	4216V	
Construction	Heavy Commercial Luxury Vinyl Tile	
Class / ASTM F1700	Class III, Type B	
Finish	ExoGuard+®	
	U.S.	Metric
Nominal Dimensions	12 in w x 24 in l	30 cm w x 60 cm l
Actual Dimensions	11.81 in w x 23.62 in l	30.00 cm w x 59.99 cm l
Wear Layer Thickness	20 mil (0.02 in)	0.51 mm
Overall Thickness	0.197 in	5 mm
Edge Profile	Squared Edge	
Installation	Direct Glue	
Recommended Adhesive	S150 Resilient Sheet Spray 1 Can, , 4200 Resilient Tile 4 Gallon, 2200 Semi-Wet Resilient 4 Gallon Pail, 2200 Semi-Wet Resilient 1 Gallon Pail, or 4151 Multi-Use Premium 4 Gallon	

Packaging

Pieces per Carton	11 pcs	
Area per Carton	21.31 sq ft	1.98 sq m
Weight per Carton	41.9 lbs	19.01 kg

Recommended Installation Method



Coordinating Products

- LVT: Terrace 2.5 Mm
- Sheet: Tatami Sheet, Reed Sheet, Roji Sheet
- Carpet Tile: Botan Tile, Hana Tile, Kusa Tile
- Broadloom: Botan, Hana, Kusa

Performance + Testing

Static Load (ASTM F970)	Passes (Modified), *1000 lbs	*This test is intended to compare relative properties of different styles and constructions. Results are based on a laboratory test and used for comparative purposes - real life load limit may vary.
Residual Indentation (ASTM F1914)	Passes	
Resistance to Heat (ASTM F1514)	Passes	
Resistance to Light (ASTM F1515)	Passes	
Resistance to Chemicals (ASTM F925)	Passes	
Radiant Panel (ASTM E648)	Passes, Class I	
Coefficient of Friction (ASTM D2047, Slip Resistance)	>0.6, meets the recommended static coefficient of friction for ADA walking surfaces and accessible routes	
Test Reports may be included or listed by the manufacturing/inventory style number as opposed to the noted selling style number.		

Warranties

[15 Year Commercial Limited Warranty](#)
[Commercial 15 Year Underbed Bond Warranty](#)

Diversity & Inclusion

We promote supplier participation that is reflective of Shaw Industries' diverse customer base and local community. We believe having a strong Supplier Diversity Program is strategic for bringing more innovation to our businesses and opening new markets for growth.

Material Health & Environmental Certifications

Health & Wellbeing	
Material Ingredient Transparency	Health Product Declaration (HPD) 1000 ppm Disclosure
Indoor Air Quality	FloorScore® Certified
Climate Impact	
Environmental Product Declaration (EPD)	3rd Party Certified in Accordance with ISO 14025, EN 15804, & ISO 21930:2017
Embodied Carbon (Cradle to Gate)	6.05 Kg CO ₂ /M ²
Life-Cycle Carbon Emissions	Low Embodied Carbon
Total Recycled Content	0% (Pre-Consumer 0% Post-Consumer 0%)
Global Product Assessment	CE Marking (EN 14041) 3rd Party Certified
	Country of Origin Imported

WELL V2 Contribution Credit

X01 Fundamental Material Precautions Part 1: (C): Restrict Asbestos Precondition	Absence of Asbestos
X08 Hazardous Material Reduction Part 1: Limit Hazardous Materials Optimization	Absence of Heavy Metals
X10 Volatile Compound Reduction Part 1 (A): Manage Volatile Organic Compounds (VOCs) Optimization	Absence of Halogenated Flame Retardants
X10 Volatile Compound Reduction Part 2: Manage Semi-Volatile Organic Compounds (SVOCs) Optimization	Ortho-Phthalates
X11 Long Term Emissions Control Part 2: Flooring Optimization	FloorScore Certificate

Leed v4 Contribution Credits

MR Credit: Building Product Disclosure and Optimization Material Ingredients - Option 1: Material Ingredient Reporting	Health Product Declaration (HPD) 100 Ppm Disclosure
MR Credit: Building Product Disclosure and Optimization Environmental Product Declarations - Option 1: Environmental Product Declaration (EPD)	3rd Party Certified in Accordance with ISO 14025, EN 15804, & ISO 21930:2017
EQ Credit: Low Emitting Materials Option 1: Product Category Calculations	FloorScore Certified


[Installation Guidelines](#)
[Maintenance Guidelines](#)

Please visit www.shawcontract.com for the most current warranty information.
Specifications are subject to nominal manufacturing variance. Material supply and/or manufacturing processes may necessitate changes without notice.


This product is an exclusive design and may not be duplicated in any manner. Use of this design in the creation of another product design is also strictly prohibited.

Visit shawcontract.com/testing for more information.


Available Colorways



Lotus 08111
V2 - Slight Variation




Path 08120
V2 - Slight Variation




Dusk 08504
V2 - Slight Variation




Mist 08510
V2 - Slight Variation




Heron 08525
V2 - Slight Variation




Pumice 08540
V2 - Slight Variation




Midnight 08585
V2 - Slight Variation




Bonsai 08705
V2 - Slight Variation




Hashi 08740
V2 - Slight Variation



Cedar 08755
V2 - Slight Variation



Brushwood 08765
V2 - Slight Variation




Alcove 08770
V2 - Slight Variation

Color and Visual Variation Index


Shade and texture variation is inherent in all resilient products and can vary significantly from piece to piece. Samples should be used to assess color.

V1




Uniform Appearance

V2




Slight Variation

V3



Moderate Variation

V4



Substantial Variation

