

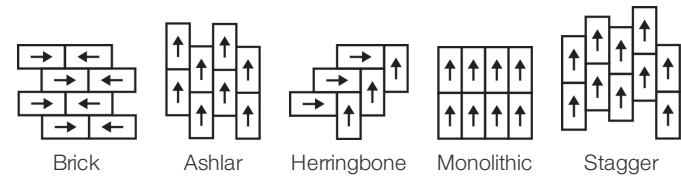
Terrace 5.0 Mm

Colección	Terasu	
Número De Estilo	4216V	
Construcción	Heavy Commercial Luxury Vinyl Tile	
clase	Class III, Type B	
Terminación	ExoGuard+®	
	U.s.	Metric
Dimensiones Nominales	12 in w x 24 in l	30 cm w x 60 cm l
Dimensiones Reales	11.81 in w x 23.62 in l	30.00 cm w x 59.99 cm l
Desgaste De La Capa De Uso	20 mil (0.02 in)	0.51 mm
Espesor Total Del Producto	0.197 in	5 mm
Perfil De Borde	Borde Cuadrado	
Instalación	Direct Glue	
Adhesivo Recomendado	S150 Resilient Sheet Spray 1 Can, , 4200 Resilient Tile 4 Gallon, 2200 Semi-Wet Resilient 4 Gallon Pail, 2200 Semi-Wet Resilient 1 Gallon Pail, or 4151 Multi-Use Premium 4 Gallon	

Embalaje

Piezas Por Caja	11 pcs	
Área Por Caja	21.31 sq ft	1.98 sq m
Peso Por Caja	41.9 lbs	19.01 kg

Método De Instalación Recomendado



Productos Que Combinan

LVT: Terrace 2.5 Mm
Sheet: Tatami Sheet, Reed Sheet, Roji Sheet
Carpet Tile: Botan Tile, Hana Tile, Kusa Tile
Broadloom: Botan, Hana, Kusa

desempeño + pruebas

margen adicional residual (ASTM F1914)	Passes
resistencia al calor (ASTM F1514)	Passes
resistencia a la luz (ASTM F1515)	Passes
resistencia a productos químicos (ASTM F925)	Passes
panel radiante (ASTM E648)	Passes, Class I
coeficiente de fricción (ASTM D2407, resistencia al deslizamiento)	>0.6, meets the recommended static coefficient of friction for ADA walking surfaces and accessible routes

Test Reports may be included or listed by the manufacturing/inventory style number as opposed to the noted selling style number.

Garantías

[Commercial 15 Year Underbed Bond Warranty](#)
[15 Años Limitado A Uso Comercial](#)

Diversity & Inclusion

We promote supplier participation that is reflective of Shaw Industries' diverse customer base and local community. We believe having a strong Supplier Diversity Program is strategic for bringing more innovation to our businesses and opening new markets for growth.

Atributos + Certificaciones

Health & Wellbeing

Material Ingredient Transparency
Indoor Air Quality

[Health Product Declaration \(HPD\) | 1000 ppm Disclosure](#)
[FloorScore® | Certificado](#)

Climate Impact

Environmental Product Declaration (EPD)

Embodied Carbon (Cradle to Gate)
Life-Cycle Carbon Emissions
Total Recycled Content

[Certificado Tercerizado De Acuerdo Con La Norma ISO 14025, EN 15804, & ISO 21930:2017](#)
6.05 Kg CO₂/M²
Low Embodied Carbon
0% (Pre-Consumer 0% | Post-Consumer 0%)

Global Product Assessment

[CE Marking \(EN 14041\) | Certificado Tercerizado](#)
[Country of Origin | Imported](#)

WELL V2 Contribution Credit

X01 Fundamental Material Precautions Part 1: (C): Restrict Asbestos Precondition
X08 Hazardous Material Reduction Part 1: Limit Hazardous Materials Optimization – 1 pt
X10 Volatile Compound Reduction Part 1 (A): Manage Volatile Organic Compounds (VOCs) Optimization – 1 pt
Part 2: Manage Semi-Volatile Organic Compounds (SVOCs) Optimization – 1 pt
X11 Long Term Emissions Control Part 2: Flooring Optimization – 1 pt

Absence of Asbestos
Absence of Heavy Metals
Absence of Halogenated Flame Retardants

Ortho-Phthalates
FloorScore Certificate

Contribución Para Créditos Leed

Crédito MR: Divulgación y optimización de productos de construcción
Ingredientes de materiales - Opción 1: Informe de ingredientes de los materiales

Crédito MR: Divulgación y optimización de productos de construcción
Declaraciones ambientales de productos - Opción 1: Declaración ambiental de productos (EPD)

Crédito EQ: Materiales de baja emisión
Opción 1: Cálculos de categoría de producto

Health Product Declaration (HPD) | 100 Ppm Disclosure

3rd Party Certified in Accordance with ISO 14025, EN 15804, & ISO 21930:2017

FloorScore® Certified

[Installation Guidelines](#)


[Maintenance Guidelines](#)

Please visit www.shawcontract.com for the most current warranty information.
Specifications are subject to nominal manufacturing variance. Material supply and/or manufacturing processes may necessitate changes without notice.


This product is an exclusive design and may not be duplicated in any manner. Use of this design in the creation of another product design is also strictly prohibited.

Visit shawcontract.com/testing for more information.


Available Colorways



Lotus 08111
V2 - Slight Variation




Path 08120
V2 - Slight Variation




Dusk 08504
V2 - Slight Variation




Mist 08510
V2 - Slight Variation




Heron 08525
V2 - Slight Variation




Pumice 08540
V2 - Slight Variation




Midnight 08585
V2 - Slight Variation




Bonsai 08705
V2 - Slight Variation




Hashi 08740
V2 - Slight Variation



Cedar 08755
V2 - Slight Variation



Brushwood 08765
V2 - Slight Variation



Alcove 08770
V2 - Slight Variation

Color and Visual Variation Index

Shade and texture variation is inherent in all resilient products and can vary significantly from piece to piece. Samples should be used to assess color.

V1



Uniform Appearance

V2



Slight Variation

V3



Moderate Variation

V4



Substantial Variation

