

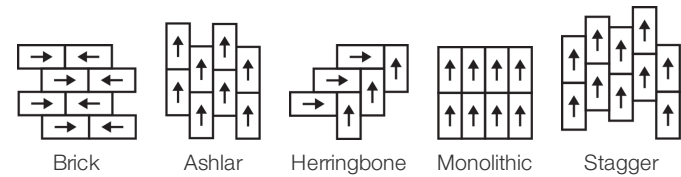
Terrace 5.0 Mm

Collection	Terasu	
Numéro De Style	4216V	
Construction	Carreau De Vinyle De Luxe Commercial Lourd	
classe	Class III, Type B	
Finition	ExoGuard+®	
	Impérial	Métrique
Dimensions Nominales	12 in w x 24 in l	30 cm w x 60 cm l
Dimensions Réelles	11.81 in w x 23.62 in l	30.00 cm w x 59.99 cm l
Épaisseur De La Couche d'Usure	20 mil (0.02 in)	0.51 mm
Épaisseur Générale Du Produit	0.197 in	5 mm
Profil Du Bord	Bord Carré	
Installation	Direct Glue	
Adhésif Recommandé	S150 Resilient Sheet Spray 1 Can, , 4200 Resilient Tile 4 Gallon, 2200 Semi-Wet Resilient 4 Gallon Pail, 2200 Semi-Wet Resilient 1 Gallon Pail, or 4151 Multi-Use Premium 4 Gallon	

Emballage

Pièces Par Carton	11 pcs	
Surface Par Carton	21.31 sq ft	1.98 sq m
Poids Par Carton	41.9 lbs	19.01 kg

Méthodes d'Installation Conseillées



Coordination Des Produits

LVT: Terrace 2.5 Mm  
Sheet: Tatami Sheet, Reed Sheet, Roji Sheet  
Carpet Tile: Botan Tile, Hana Tile, Kusa Tile  
Broadloom: Botan, Hana, Kusa

performance + Tests et essai

poinçonnement rémanent (ASTM F1914)	Passes
résistance à la chaleur (ASTM F1514)	Passes
résistance à la lumière (ASTM F1515)	Passes
résistance chimique (ASTM F925)	Passes
Essai au panneau radiant (Astm E648)	Passes, Class I
coefficient de frottement (ASTM D2407, résistance au glissement)	>0.6, meets the recommended static coefficient of friction for ADA walking surfaces and accessible routes

Test Reports may be included or listed by the manufacturing/inventory style number as opposed to the noted selling style number.

## Garanties

[Commercial 15 Year Underbed Bond Warranty](#)

[Limitée Commerciale De 15 Ans](#)

## Diversity & Inclusion

We promote supplier participation that is reflective of Shaw Industries' diverse customer base and local community. We believe having a strong Supplier Diversity Program is strategic for bringing more innovation to our businesses and opening new markets for growth.

## Attributs + Certifications

### Health & Wellbeing

Material Ingredient Transparency

Indoor Air Quality

[Health Product Declaration \(HPD\) | 1000 ppm Disclosure](#)

[FloorScore® | Agréé](#)

### Climate Impact

Environmental Product Declaration (EPD)

Embodied Carbon (Cradle to Gate)

Life-Cycle Carbon Emissions

Total Recycled Content

[Certifié Par Une Tierce Partie Conformément Aux Normes ISO 14025, EN 15804 Et ISO 21930:2017](#)

6.05 Kg CO<sub>2</sub>/M<sup>2</sup>

Low Embodied Carbon

0% (Pre-Consumer 0% | Post-Consumer 0%)

### Global Product Assessment

CE Marking (EN 14041) | Certifié Par Un Tiers

Country of Origin | Imported

## WELL V2 Contribution Credit

X01 Fundamental Material Precautions Part 1: (C): Restrict Asbestos Precondition

**Absence of Asbestos**

X08 Réduction des matières dangereuses Partie 1 : Optimisation des limites des matières dangereuses – 1 pt

**Absence of Heavy Metals**

X10 Réduction des composés volatils Partie 1 (A) : Gérer l'optimisation des composés organiques volatils (COV) - 1 pt

**Absence of Halogenated Flame Retardants**

Partie 2 : Gérer l'optimisation des composés organiques semi-volatils (COSV) - 1 pt

**Ortho-Phthalates**

X11 Contrôle des émissions à long terme Partie 2 : Optimisation des revêtements de sol – 1 pt

**FloorScore Certificate**

## Contribution Au Certificat Vert Leed

« Crédit MR : Divulgarion et optimisation des produits de construction

**Health Product Declaration (HPD) | 100 Ppm Disclosure**

« Crédit MR : Divulgarion et optimisation des produits de construction

**3rd Party Certified in Accordance with ISO 14025, EN 15804, & ISO 21930:2017**

Crédit EQ : matériaux faibles émissions

**FloorScore Certified**

[Installation Guidelines](#)

[Maintenance Guidelines](#)


Please visit [www.shawcontract.com](http://www.shawcontract.com) for the most current warranty information.

Specifications are subject to nominal manufacturing variance. Material supply and/or manufacturing processes may necessitate changes without notice.


This product is an exclusive design and may not be duplicated in any manner. Use of this design in the creation of another product design is also strictly prohibited.

Visit [shawcontract.com/testing](http://shawcontract.com/testing) for more information.


Available Colorways



Lotus 08111  
V2 - Slight Variation




Path 08120  
V2 - Slight Variation




Dusk 08504  
V2 - Slight Variation




Mist 08510  
V2 - Slight Variation




Heron 08525  
V2 - Slight Variation




Pumice 08540  
V2 - Slight Variation



Midnight 08585  
V2 - Slight Variation




Bonsai 08705  
V2 - Slight Variation




Hashi 08740  
V2 - Slight Variation



Cedar 08755  
V2 - Slight Variation



Brushwood 08765  
V2 - Slight Variation



Alcove 08770  
V2 - Slight Variation

Color and Visual Variation Index

Shade and texture variation is inherent in all resilient products and can vary significantly from piece to piece. Samples should be used to assess color.

V1



Uniform Appearance

V2



Slight Variation

V3



Moderate Variation

V4



Substantial Variation

