

Terrace 5.0 Mm

Coleção	Terasu	
Número Do Produto	4216V	
Construção	Heavy Commercial Luxury Vinyl Tile	
classe	Class III, Type B	
Acabamento	ExoGuard+®	
	U.s.	Metric
Dimensões Nominais	12 in w x 24 in l	30 cm w x 60 cm l
Dimensões Reais	11.81 in w x 23.62 in l	30.00 cm w x 59.99 cm l
Espessura Da Camada De Uso	20 mil (0.02 in)	0.51 mm
Espessura Total Do Produto	0.197 in	5 mm
Perfil De Borda	Borda Quadrada	
Instalação	Direct Glue	
Adesivo Recomendado	S150 Resilient Sheet Spray 1 Can, , 4200 Resilient Tile 4 Gallon, 2200 Semi-Wet Resilient 4 Gallon Pail, 2200 Semi-Wet Resilient 1 Gallon Pail, or 4151 Multi-Use Premium 4 Gallon	

Empacotamento

Peças Por Caixa	11 pcs	
Área Por Caixa	21.31 sq ft	1.98 sq m
Peso Por Caixa	41.9 lbs	19.01 kg



Método De Instalação Recomendado



Produtos Coordenados

LVT: Terrace 2.5 Mm
Sheet: Tatami Sheet, Reed Sheet, Roji Sheet
Carpet Tile: Botan Tile, Hana Tile, Kusa Tile
Broadloom: Botan, Hana, Kusa

Desempenho + Teste

Recuo Residual (Astm F1914)	Passes
Resistência Ao Calor (Astm F1514)	Passes
Resistência À Luz (Astm F1515)	Passes
Resistência A Produtos Químicos (Astm F925)	Passes
Painel Radiante (Astm E648)	Passes, Class I
Coeficiente De Atrito (Astm D2407, Resistência Ao Deslizamento)	>0.6, meets the recommended static coefficient of friction for ADA walking surfaces and accessible routes

Test Reports may be included or listed by the manufacturing/inventory style number as opposed to the noted selling style number.

Garantias

- 15 Anos Comercial Limitada
- Commercial 15 Year Underbed Bond Warranty

Diversity & Inclusion

We believe all humans are equal. Individually and collectively, we need to proactively create and promote opportunities that give everybody an equal footing in life. We nurture an environment where every voice and perspective can be heard, and proactively promote accessibility and inclusivity inside our network and beyond. One proof point is our ability to meet the criteria of the Social Fairness pillar of the Cradle to Cradle Product Standard. At Shaw Industries, we promote supplier participation that is reflective of Shaw's diverse customer base and local community. More than 42% of our spend***** is with small and diverse businesses. We believe having a strong Supplier Diversity Program is strategic for bringing more innovation to our businesses and openingnew markets for growth.

Atributos + Certificações

Health & Wellbeing	
Material Ingredient Transparency	Health Product Declaration (HPD) 1000 ppm Disclosure
Indoor Air Quality	FloorScore® Certificado
Climate Impact	
Environmental Product Declaration (EPD)	3rd Party Certified De Acordo Com ISO 14025, EN 15804, & ISO 21930:2017
Embodied Carbon (Cradle to Gate)	6.05 Kg CO ₂ /M ²
Total Recycled Content	0% (Pre-Consumer 0% Post-Consumer 0%)
Global Product Assessment	CE Marking (EN 14041) Certificado 3rd Party
	Country of Origin Imported

Crédito De Contribuição

MR Credit: Divulgação e otimização de produtos de construção
Ingredientes materiais - Opção 1: Relatório de ingredientes materiais

MR Credit: Divulgação e otimização de produtos de construção
Declarações ambientais do produto - Opção 1: Declaração ambiental do produto (EPD)

Crédito de EQ: Materiais de baixa emissão
Opção 1: cálculos de categoria de produto

[Installation Guidelines](#)

[Maintenance Guidelines](#)

Health Product Declaration (HPD) | 100 Ppm Disclosure

3rd Party Certified in Accordance with ISO 14025, EN 15804, & ISO 21930:2017

FloorScore Certified

Please visit www.shawcontract.com for the most current warranty information.

Specifications are subject to nominal manufacturing variance. Material supply and/or manufacturing processes may necessitate changes without notice.

This product is an exclusive design and may not be duplicated in any manner. Use of this design in the creation of another product design is also strictly prohibited.

*****Allowable spend is domestic (US) spend in categories in which we have diverse suppliers from which to choose. Compared to non-allowable spend which includes categories in which we do not have domestic, small or diverse suppliers available to meet our needs.

Visit shawcontract.com/testing for more information.


Available Colorways



Lotus 08111
V2 - Slight Variation



Path 08120
V2 - Slight Variation



Dusk 08504
V2 - Slight Variation



Mist 08510
V2 - Slight Variation



Heron 08525
V2 - Slight Variation



Pumice 08540
V2 - Slight Variation




Midnight 08585
V2 - Slight Variation




Bonsai 08705
V2 - Slight Variation



Hashi 08740
V2 - Slight Variation



Cedar 08755
V2 - Slight Variation



Brushwood 08765
V2 - Slight Variation



Alcove 08770
V2 - Slight Variation

Color and Visual Variation Index

Shade and texture variation is inherent in all resilient products and can vary significantly from piece to piece. Samples should be used to assess color.

V1



Uniform Appearance

V2



Slight Variation

V3



Moderate Variation

V4



Substantial Variation



Corporate Headquarters +1 800 257 7429 | +1 706 532 7984 | Atlanta +1 404 853 7429 | Bengaluru +91 80 6773 0202 | Beijing +86 10 6568 588 | Chicago +1 312 467 1331 | Dubai +971 4 584 6956 | Hong Kong +852 2623 0371 | Latin America (Miami) +1 305 827 5912 | London +44 207 961 4120 | Los Angeles +1 800 233 1614 | Melbourne +61 3 9939 8543 | Mexico City +55 5010 7600 | Mumbai +91 22 6284 5050 | Nantong +86 400 800 7429 | New York +1 212 953 7429 | Paris +33 (0) 1 81 22 44 39 | San Francisco +1 415 955 1920 | Santiago +562 2431 5000 x 550 | São Paulo +55 11 3071 1702 | Shanghai +86 21 3338 4000 | Singapore +65 6733 1811 | Sydney +61 800 556 302

© 2024 Shaw Industries Group, Inc., a Berkshire Hathaway Company
November 21, 2024

3 of 3