

Innate Sheet

Collection	Innate + In Tandem	
Style Number	4219V	
Welding Rod Style Number	270VS	
Construction	Comm Bio-Based Polyurethane Het Sheet W/Fiberglass	
class	Tested To ASTM 1303	
Finish	ExoGuard+®	
	U.s.	Metric
Overall Product Thickness	0.098 in	2.5 mm
Installation Type	Dry Back	
Installation	Direct Glue	
Recommended Adhesive	4200 Reslient Sheet 4 Gallon or 4151 Multi-Use Premium 4 Gallon	

Packaging

Actual Roll Size	6.59 ft w x 65.61 ft l	2.01 m w x 20.00 m l
Area Per Roll	48.07 sy/roll	40.19 sq m/roll
Weight Per Roll	321.88 lbs	146 kg



Recommended Installation Method



Non Reverse

Coordinating Products

PVC-Free: Innate, In Tandem Sheet, In Tandem, Innate Linen Sheet, Innate Stria Tile

Performance + Testing

Static Load (Astm F970)	Passes (Modified), *1500 lbs
Flexibility (Astm F137)	Passes
Resistance To Heat (Astm F1514)	Passes
Resistance To Light (Astm F1515)	Passes
Resistance To Chemicals (Astm F925)	Passes
Radiant Panel (Astm E648)	Passes, Class I

This Test Is Intended To Compare Relative Properties Of Different Styles And Constructions. Results Are Based On A Laboratory Test And Used For Comparative Purposes - Real Life Load Limit May Vary.

Test Reports may be included or listed by the manufacturing/inventory style number as opposed to the noted selling style number.

Warranties

15 Year Commercial Limited
[Commercial 15 Year Underbed Bond Warranty](#)

Attributes + Certifications

Health & Wellbeing

- Material Ingredient Transparency
- Cradle to Cradle Certified™ | Silver Level (Version 3.1)
Health Product Declaration (HPD) | 1000 ppm Disclosure
Declare | LBC Compliant
- Indoor Air Quality
- FloorScore® | Certified

Climate Impact

- Environmental Product Declaration (EPD)
- 3rd Party Certified in Accordance with EN 15804, ISO 14025
- Embodied Carbon (Cradle to Gate)
- 4.31 Kg Co₂/M²
- Life-Cycle Carbon Emissions
- Carbon Neutral
- Total Recycled Content
- 0% (Pre-Consumer 0% | Post-Consumer 0%)

Global Product Assessment

- CE Marking (EN 14041) | 3rd Party Certified
- Country of Origin | Imported

Green Leed Contribution Credit

- MR Credit: Building Product Disclosure and Optimization
Material Ingredients - Option 1: Material Ingredient Reporting
- Health Product Declaration (HPD) | 100 Ppm Disclosure
- MR Credit: Building Product Disclosure and Optimization
Environmental Product Declarations - Option 1: Environmental Product Declaration (EPD)
- 3rd Party Certified in Accordance with EN 15804, ISO 14025
- EQ Credit: Low Emitting Materials
Option 1: Product Category Calculations
- FloorScore Certified


[Installation Guidelines](#)

Please visit www.shawcontract.com for the most current warranty information.
Specifications are subject to nominal manufacturing variance. Material supply and/or manufacturing processes may necessitate changes without notice.


This product is an exclusive design and may not be duplicated in any manner. Use of this design in the creation of another product design is also strictly prohibited.

Visit shawcontract.com/testing for more information.


Available Colorways




Dove 19104
Weldrod 00500




Natural 19110
Weldrod 00700




Flax 19114
Weldrod 00114



Concrete 19515
Weldrod 00515



Umber 19715
Weldrod 00715



Mineral 19760
Weldrod 00550

