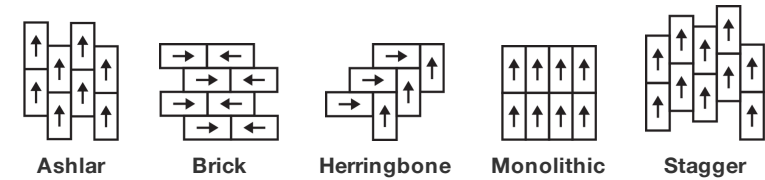


Seek Tile

Product Type	Carpet Tile	
Collection	Off The Grid	
Style Number	42JD0	
Construction	Multi-Level Pattern/Cut Loop	
Fiber	Ecosolution Q® Nylon	
Dye Method	100% Solution Dyed	
Primary Backing	Synthetic	
Secondary Backing	Ecoworx® Tile	
Protective Treatments	SSP® Shaw Soil Protection	
	u.s.	metric
Product Size	18 in x 36 in	46 cm x 91 cm
Area Per Carton	45 ft²	4.18 m²
Pieces Per Carton	10 pcs	
Gauge	1/10 in	39.4 per 10 cm
Stitches	10.5 per in	41.0 per 10 cm
Finished Pile Thickness	0.147 in	3.73 mm
Average Density	6367 oz/yd³	0.236 g/cm³
Total Thickness	0.305 in	7.75 mm
Tufted Weight	26 oz/yd²	881.5 g/m²



Recommended Installation Method



Data + Testing

Pill Test	Pass
Radiant Panel	Class I
Nbs Smoke	Less Than 450
Electrostatic Propensity	Less Than 3.5 kv
Ada Compliance	>0.6, Meets the recommended static coefficient of friction for ADA walking surfaces and accessible routes***

Test Reports may be included or listed by the manufacturing/inventory style number as opposed to the noted selling style number.

Warranties

Lifetime Commercial Limited

Coordinating Products

Carpet Tile: **Discover Tile, Beyond Tile, Expanse Tile**  
Broadloom: **Escape, Beyond**

Material Health & Environmental Certifications

Climate Impact











Embodied Carbon (Cradle to Gate)  
Life-Cycle Carbon Emissions\*\*\*\*  
Total Recycled Content

10.7 (based upon 19.6 oz face weight) kg CO<sub>2</sub>/m<sup>2</sup>  
Carbon Neutral  
33% (Pre-Consumer 33% | Post-Consumer 0%)

Global Product Assessment

Country of Origin\*\* | China

Available Colorways

					
Dune 15105 LRV 20.1   L* 51.91	Canyon 15180 LRV 13.2   L* 43.09	Moss 15326 LRV 9.7   L* 37.39	Coast 15456 LRV 4.6   L* 25.59	Vast 15505 LRV 3.5   L* 22.07	Peak 15506 LRV 20.8   L* 52.74
					
Slope 15518 LRV 9.2   L* 36.4	Cliff 15530 LRV 13   L* 42.76	Ridge 15580 LRV 7.4   L* 32.62	Shore 15592 LRV 12.1   L* 41.33	Summit 15597 LRV 4.6   L* 25.69	Earth 15760 LRV 7.2   L* 32.18

Additional Information

\*\*\*This carpet is manufactured to be ADA compliant, but to be fully ADA compliant, the end-user must ensure the carpet is adhered to the floor and installed as outlined in the ADA standards.

\*\*\*\*Life-Cycle is modeled from US manufacturing.

Specifications are subject to nominal manufacturing variance. Material supply and/or manufacturing processes may necessitate changes without notice.

This product is an exclusive design and may not be duplicated in any manner. Use of this design in the creation of another product design is also strictly prohibited.

Visit [shawcontract.com/testing](http://shawcontract.com/testing) for more information.