

Expanse Tile

| | | |
|-------------------------|------------------------------|----------------|
| Product Type | Carpet Tile | |
| Collection | Off The Grid | |
| Style Number | 42JD3 | |
| Construction | Multi-Level Pattern/Cut Loop | |
| Fibre | Ecosolution Q® Nylon | |
| Dye Method | 100% Solution Dyed | |
| Primary Backing | Synthetic | |
| Secondary Backing | Ecoworx® Tile | |
| Protective Treatments | SSP® Shaw Soil Protection | |
| | u.s. | metric |
| Product Size | 18 in x 36 in | 46 cm x 91 cm |
| Area Per Box | 45 ft² | 4.18 m² |
| Pieces Per Box | 10 pcs | |
| Gauge | 1/10 in | 39.4 per 10 cm |
| Stitches | 8.5 per in | 33.0 per 10 cm |
| Finished Pile Thickness | 0.173 in | 4.39 mm |
| Average Density | 6243 oz/yd³ | 0.231 g/cm³ |
| Total Thickness | 0.357 in | 9.07 mm |
| Tufted Weight | 30 oz/yd² | 1017.2 g/m² |



Recommended Installation Method



Data + Testing

| | |
|---------------------------|--|
| Pill Test | Pass |
| Radiant Panel (Astm E648) | Class I |
| Nbs Smoke | Less Than 450 |
| Electrostatic Propensity | Less Than 3.5 kv |
| Ada Compliance | >0.6, Meets the recommended static coefficient of friction for ADA walking surfaces and accessible routes*** |

Test Reports may be included or listed by the manufacturing/inventory style number as opposed to the noted selling style number.

Warranties

Lifetime Commercial Limited

Coordinating Products

Carpet Tile: **Seek Tile, Discover Tile, Beyond Tile**

Broadloom: **Escape, Beyond**

Attributes + Certifications

Climate Impact


Total Recycled Content

32% (Pre-Consumer 32% | Post-Consumer 0%)


Global Product Assessment

Country of Origin** | China


Available Colorways




Dune 15105
LRV 18.7 | L* 50.34




Canyon 15180
LRV 16.3 | L* 47.34




Moss 15326
LRV 6.6 | L* 30.81




Coast 15456
LRV 3.8 | L* 22.94




Vast 15505
LRV 4.7 | L* 25.84



Slope 15518
LRV 6.4 | L* 30.51



Cliff 15530
LRV 14.9 | L* 45.43



Ridge 15580
LRV 11.4 | L* 40.26

Additional Information

***This carpet is manufactured to be ADA compliant, but to be fully ADA compliant, the end-user must ensure the carpet is adhered to the floor and installed as outlined in the ADA standards.

Specifications are subject to nominal manufacturing variance. Material supply and/or manufacturing processes may necessitate changes without notice.

This product is an exclusive design and may not be duplicated in any manner. Use of this design in the creation of another product design is also strictly prohibited.

Visit shawcontract.com/testing for more information.