

Serene 5.0

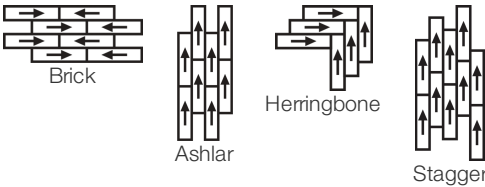
Collection	Serene	
Style Number	4530V	
Construction	Heavy Commercial Luxury Vinyl Tile With Fiberglass	
Class / ASTM F1700	Class III, Type B	
Finish	ExoGuard+®	
	U.s.	Metric
Nominal Dimensions	7 in w x 48 in l	18 cm w x 122 cm l
Actual Dimensions	7.25 in w x 48.00 in l	18.42 cm w x 121.92 cm l
Wear Layer Thickness	22 mil (0.022 in)	0.56 mm
Overall Thickness	0.197 in	5 mm
Edge Profile	Micro-Bevel	
Installation Type	Loose Lay	
Installation	Direct Glue Or Perimeter Glue	
Recommended Adhesive	S150-95 Resilient Tile Spray, 4200 Resilient Tile 4 Gallon, 2200 Semi-Wet Resilient 4 Gallon Pail or 4151 Multi Use Premium 4 Gallon	

Packaging

Pieces Per Carton	8 pcs	
Area Per Carton	19.33 sq ft	1.8 sq m
Weight Per Carton	37.88 lbs	17.18 kg



Recommended Installation Method



Performance + Testing

Static Load (ASTM F970)	Passes (Modified), *1500 lbs	*This test is intended to compare relative properties of different styles and constructions. Results are based on a laboratory test and used for comparative purposes - real life load limit may vary.
Resistance to Heat (ASTM F1514)	Passes	
Resistance to Light (ASTM F1515)	Passes	
Resistance to Chemicals (ASTM F925)	Passes	
Smoke Density (ASTM E662, Flaming Mode)	Passes	
Radiant Panel (ASTM E648)	Passes, Class I	≥0.5, meets the recommended static coefficient of friction for ADA walking surfaces
coefficient of friction (ASTM D2407, slip resistance)		

Test Reports may be included or listed by the manufacturing/inventory style number as opposed to the noted selling style number.

Warranties

[15 Year Commercial Limited](#)

Diversity & Inclusion

We promote supplier participation that is reflective of Shaw Industries' diverse customer base and local community. We believe having a strong Supplier Diversity Program is strategic for bringing more innovation to our businesses and opening new markets for growth.

Material Health & Environmental Certifications

Health & Wellbeing	
Material Ingredient Transparency	Health Product Declaration (HPD) 1000 ppm Disclosure
Indoor Air Quality	FloorScore® Certified
Climate Impact	
Environmental Product Declaration (EPD)	3rd Party Certified in Accordance with ISO 14025, EN 15804, & ISO 21930:2017
Embodied Carbon (Cradle to Gate)	9.75 Kg CO ₂ /M ²
Total Recycled Content	0% (Pre-Consumer 0% Post-Consumer 0%)
Global Product Assessment	
Country of Origin China	

WELL V2 Contribution Credit

X01 Fundamental Material Precautions Part 1: (C): Restrict Asbestos Precondition	Absence of Asbestos
X08 Hazardous Material Reduction Part 1: Limit Hazardous Materials Optimization – 1 pt	Absence of Heavy Metals
X10 Volatile Compound Reduction Part 1 (A): Manage Volatile Organic Compounds (VOCs) Optimization – 1 pt	Absence of Halogenated Flame Retardants
Part 2: Manage Semi-Volatile Organic Compounds (SVOCs) Optimization – 1 pt	Ortho-Phthalates
X11 Long Term Emissions Control Part 2: Flooring Optimization – 1 pt	FloorScore Certificate
X14 Material Transparency Part 1: Promote Ingredient Disclosure Optimization – max 2 pts	Health Product Declaration (HPD) 1000 Ppm Disclosure

Green Leed Contribution Credit

MR Credit: Building Product Disclosure and Optimization Material Ingredients - Option 1: Material Ingredient Reporting	Health Product Declaration (HPD) 100 Ppm Disclosure
MR Credit: Building Product Disclosure and Optimization Environmental Product Declarations - Option 1: Environmental Product Declaration (EPD)	3rd Party Certified in Accordance with ISO 14025, EN 15804, & ISO 21930:2017
EQ Credit: Low Emitting Materials Option 1: Product Category Calculations	FloorScore® Certified

[Installation Guidelines](#)

[Maintenance Guidelines](#)

Please visit www.shawcontract.com for the most current warranty information. Specifications are subject to nominal manufacturing variance. Material supply and/or manufacturing processes may necessitate changes without notice.

This product is an exclusive design and may not be duplicated in any manner. Use of this design in the creation of another product design is also strictly prohibited.

Visit shawcontract.com/testing for more information.


Available Colorways



Alpine 56100
LRV 51.0 | L* 76.70



Zion 56103
LRV 19.9 | L* 51.74




Rise 56120
LRV 43.7 | L* 72.03



Riverside 56140
LRV 34.6 | L* 65.44
V2 - Slight Variation



Prairie 56240
LRV 26.9 | L* 58.89



Plains 56250
LRV 33.6 | L* 64.61



Ridgeline 56504
LRV 38.3 | L* 68.21



Range 56506
LRV 31.7 | L* 63.11



Smoky 56516
LRV 26.4 | L* 58.41



Forest 56703
LRV 7.8 | L* 33.65




Pinecone 56720
LRV 19.3 | L* 50.99



Ravine 56730
LRV 13.3 | L* 43.16



Traverse 56760
LRV 16.7 | L* 47.88

 **Quick Ship** 4 weeks

Color and Visual Variation Index

Shade and texture variation is inherent in all resilient products and can vary significantly from piece to piece. Samples should be used to assess color.

