

Solo 5.0

Colección	Unite II	
Número De Estilo	4536V	
Construcción	Módulo De Lvt Comercial De Tráfico Severo Con Fibra De Vidrio	
clase		
Terminación	ExoGuard+®	
	U.s.	Metric
Dimensiones Nominales	9 in w x 48 in l	23 cm w x 122 cm l
Dimensiones Reales	9.00 in w x 48.00 in l	22.86 cm w x 121.92 cm l
Desgaste De La Capa De Uso	20 mil (0.02 in)	0.51 mm
Espesor Total Del Producto	0.197 in	5 mm
Perfil De Borde	Borde Cuadrado	
Installation Type	Dry Back	
Instalación	Direct Glue	
Adhesivo Recomendado	S1590-95, 200 4G, 4200, 4200, 2200 Semi-Wet Resilient 4 Gallon Pail, 2200 Semi-Wet Resilient 1 Gallon Pail or 4151	

Embalaje

Piezas Por Caja	8 pcs	
Área Por Caja	24 sq ft	2.23 sq m
Peso Por Caja	40.12 lbs	18.2 kg



Método De Instalación Recomendado



Productos Que Combinan

LVT: Union, Commingle, Inlet II

Atributos + Certificaciones

Climate Impact

Total Recycled Content

0% (Pre-Consumer 0% | Post-Consumer 0%)

Global Product Assessment

Country of Origin | Imported

[Installation Guidelines](#)

[Maintenance Guidelines](#)

Please visit www.shawcontract.com for the most current warranty information.


Specifications are subject to nominal manufacturing variance. Material supply and/or manufacturing processes may necessitate changes without notice.

This product is an exclusive design and may not be duplicated in any manner. Use of this design in the creation of another product design is also strictly prohibited.


*****Allowable spend is domestic (US) spend in categories in which we have diverse suppliers from which to choose. Compared to non-allowable spend which includes categories in which we do not have domestic, small or diverse suppliers available to meet our needs.

Visit shawcontract.com/testing for more information.


Available Colorways




Valley 49103
V3 - Moderate Variation




Canyon 49114
V3 - Moderate Variation




Path 49121
V3 - Moderate Variation




Spindle 49140
V3 - Moderate Variation



Refuge 49155
V3 - Moderate Variation




Dune 49240
V3 - Moderate Variation



Horizon 49515
V3 - Moderate Variation




Thatch 49720
V3 - Moderate Variation



Summit 49760
V3 - Moderate Variation

Color and Visual Variation Index

Shade and texture variation is inherent in all resilient products and can vary significantly from piece to piece. Samples should be used to assess color.



Corporate Headquarters +1 800 257 7429 | +1 706 532 7984 | **Atlanta** +1 404 853 7429 | **Bengaluru** +91 80 6773 0202 | **Beijing** +86 10 6568 588 | **Chicago** +1 312 467 1331 | **Dubai** +971 4 584 6956 | **Hong Kong** +852 2623 0371 | **Latin America (Miami)** +1 305 827 5912 | **London** +44 207 961 4120 | **Los Angeles** +1 800 233 1614 | **Melbourne** +61 3 9939 8543 | **Mexico City** +55 5010 7600 | **Mumbai** +91 22 6284 5050 | **Nantong** +86 400 800 7429 | **New York** +1 212 953 7429 | **Paris** +33 (0) 1 81 22 44 39 | **San Francisco** +1 415 955 1920 | **Santiago** +562 2431 5000 x 550 | **São Paulo** +55 11 3071 1702 | **Shanghai** +86 21 3338 4000 | **Singapore** +65 6733 1811 | **Sydney** +61 800 556 302

© 2024 Shaw Industries Group, Inc., a Berkshire Hathaway Company
December 4, 2024

2 of 2