

Flow 5.0 Lit

Collection	Function + Flow	
Style Number	4419V	
Construction	Commercial Luxury Vinyl Tile	
class	Class III, Type B	
Finish	ExoGuard+®	
	U.s.	Metric
Nominal Dimensions	36 in w x 36 in l	91 cm w x 91 cm l
Actual Dimensions	36.00 in w x 36.00 in l	91.44 cm w x 91.44 cm l
Wear Layer Thickness	22 mil (0.022 in)	0.56 mm
Overall Product Thickness	0.197 in	5 mm
Installation Type	Loose Lay	
Installation	Direct Glue Or Perimeter Glue	
Recommended Adhesive	S150-95 Resilient Tile Spray, , 4200 Resilient Tile 4 Gallon, 2200 Semi-Wet Resilient 4 Gallon Pail, 2200 Semi-Wet Resilient 1 Gallon Pail, or 4151 Multi-Use Premium 4 Gallon	

Packaging

Pieces Per Box	4 pcs	
Area Per Box	36 sq ft	3.34 sq m
Weight Per Box	71.34 lbs	32.36 kg



Recommended Installation Method



Coordinating Products

LVT: Flow 2.5, Function 2.5, Flow 5.0, Function 5.0

Performance + Testing

Static Load (Astm F970)	Passes (Modified), *1500 lbs	This Test Is Intended To Compare Relative Properties Of Different Styles And Constructions. Results Are Based On A Laboratory Test And Used For Comparative Purposes - Real Life Load Limit May Vary.
Resistance To Heat (Astm F1514)	Passes	
Resistance To Light (Astm F1515)	Passes	
Resistance To Chemicals (Astm F925)	Passes	
Radiant Panel (Astm E648)	Passes, Class I	
Coefficient Of Friction (Astm D2407, Slip Resistance)	≥0.5, meets the recommended static coefficient of friction for ADA walking surfaces	
Test Reports may be included or listed by the manufacturing/inventory style number as opposed to the noted selling style number.		

Warranties

[15 Year Commercial Limited](#)  
[Commercial 15 Year Underbed Bond Warranty](#)

Diversity & Inclusion

We believe all humans are equal. Individually and collectively, we need to proactively create and promote opportunities that give everybody an equal footing in life. We nurture an environment where every voice and perspective can be heard, and proactively promote accessibility and inclusivity inside our network and beyond. One proof point is our ability to meet the criteria of the Social Fairness pillar of the Cradle to Cradle Product Standard. At Shaw Industries, we promote supplier participation that is reflective of Shaw's diverse customer base and local community. More than 42% of our spend\*\*\*\*\* is with small and diverse businesses. We believe having a strong Supplier Diversity Program is strategic for bringing more innovation to our businesses and openingnew markets for growth.







Attributes + Certifications

Health & Wellbeing	
Indoor Air Quality	FloorScore®   Certified
Climate Impact	
Environmental Product Declaration (EPD)	3rd Party Certified in Accordance with ISO 14025, EN 15804, & ISO 21930:2017
Total Recycled Content	0% (Pre-Consumer 0%   Post-Consumer 0%)
Global Product Assessment	Country of Origin   China

Leed Contribution Credit

MR Credit: Building Product Disclosure and Optimization Environmental Product Declarations - Option 1: Environmental Product Declaration (EPD)	<b>3rd Party Certified in Accordance with ISO 14025, EN 15804, &amp; ISO 21930:2017</b>
EQ Credit: Low Emitting Materials Option 1: Product Category Calculations	<b>FloorScore Certified</b>
<a href="#">Installation Guidelines</a>	Please visit <a href="http://www.shawcontract.com">www.shawcontract.com</a> for the most current warranty information. Specifications are subject to nominal manufacturing variance. Material supply and/or manufacturing processes may necessitate changes without notice.  This product is an exclusive design and may not be duplicated in any manner. Use of this design in the creation of another product design is also strictly prohibited. *****Allowable spend is domestic (US) spend in categories in which we have diverse suppliers from which to choose. Compared to non-allowable spend which includes categories in which we do not have domestic, small or diverse suppliers available to meet our needs.  Visit <a href="http://shawcontract.com/testing">shawcontract.com/testing</a> for more information.
<a href="#">Maintenance Guidelines</a>	

Available Colorways

					
Smooth 85114 LRV 37.7   L* 67.77 V3 - Moderate Variation	Sandstone 85120 LRV 34.1   L* 65.08 V3 - Moderate Variation	Dense 85504 LRV 31.3   L* 62.78 V3 - Moderate Variation	Shale 85518 LRV 20.5   L* 52.39 V3 - Moderate Variation	Streamline 85520 LRV 28.6   L* 60.4 V3 - Moderate Variation	Molten 85585 LRV 13.7   L* 43.86 V3 - Moderate Variation

Color and Visual Variation Index

Shade and texture variation is inherent in all resilient products and can vary significantly from piece to piece. Samples should be used to assess color.

V1  Uniform Appearance	V2  Slight Variation	V3  Moderate Variation	V4  Substantial Variation
---	--	---	--

