

Crossing Paths 2.5

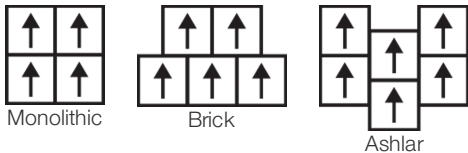
Colección	Cultura	
Número De Estilo	4431V	
Construcción	Heavy Commercial Luxury Vinyl Tile	
clase	Class III, Type B	
Terminación	ExoGuard+®	
	U.s.	Metric
Dimensiones Nominales	18 in w x 18 in l	46 cm w x 46 cm l
Dimensiones Reales	18.00 in w x 18.00 in l	45.72 cm w x 45.72 cm l
Desgaste De La Capa De Uso	20 mil (0.02 in)	0.51 mm
Espesor Total Del Producto	0.098 in	2.5 mm
Perfil De Borde	Borde Cuadrado	
Instalación	Direct Glue	
Adhesivo Recomendado	S150-95, 4200 1 Gallon, 4200 4 Gallon, 2200 4 Gallon, 2200 1 Gallon, 4252 (No Heavy Rolling or Static Loads) or 4151	

Embalaje

Piezas Por Caja	16 pcs	
Área Por Caja	36 sq ft	3.34 sq m
Peso Por Caja	31.35 lbs	14.22 kg



Método De Instalación Recomendado



Productos Que Combinan

LVT: In Unison 5.0, Crossing Paths 5.0, In Unison 2.5
Carpet Tile: Alban Tile, Hand Woven Tile, Local Tile, Sierra Tile, Casa Tile, Cross Weave Tile
Broadloom: Braided Broadloom, Valle Broadloom

desempeño + pruebas

carga estática (ASTM F970)	Passes (Modified), *1500 lbs	*This test is intended to compare relative properties of different styles and constructions. Results are based on a laboratory test and used for comparative purposes - real life load limit may vary.
margen adicional residual (ASTM F1914)	Passes	
resistencia al calor (ASTM F1514)	Passes	
resistencia a la luz (ASTM F1515)	Passes	
resistencia a productos químicos (ASTM F925)	Passes	
panel radiante (ASTM E648)	Passes, Class I	
coeficiente de fricción (ASTM D2407, resistencia al deslizamiento)	≥0.5, meets the recommended static coefficient of friction for ADA walking surfaces	
Test Reports may be included or listed by the manufacturing/inventory style number as opposed to the noted selling style number.		

Garantías

[Commercial 15 Year Underbed Bond Warranty](#)
[15 Años Limitado A Uso Comercial](#)

Diversity & Inclusion

We promote supplier participation that is reflective of Shaw Industries' diverse customer base and local community. We believe having a strong Supplier Diversity Program is strategic for bringing more innovation to our businesses and opening new markets for growth.

Atributos + Certificaciones

Health & Wellbeing	
Material Ingredient Transparency	Health Product Declaration (HPD) 1000 ppm Disclosure
Climate Impact	
Environmental Product Declaration (EPD)	Certificado Tercerizado De Acuerdo Con La Norma ISO 14025, EN 15804, & ISO 21930:2017
Embodied Carbon (Cradle to Gate)	7.31 Kg Co ₂ /M ²
Life-Cycle Carbon Emissions	Low Embodied Carbon
Total Recycled Content	20% (Pre-Consumer 20% Post-Consumer 0%)
Global Product Assessment	Country of Origin Imported

WELL V2 Contribution Credit

X01 Fundamental Material Precautions Part 1: (C): Restrict Asbestos Precondition	Absence of Asbestos
X08 Hazardous Material Reduction Part 1: Limit Hazardous Materials Optimization – 1 pt	Absence of Heavy Metals
X10 Volatile Compound Reduction Part 1 (A): Manage Volatile Organic Compounds (VOCs) Optimization – 1 pt	Absence of Halogenated Flame Retardants
Part 2: Manage Semi-Volatile Organic Compounds (SVOCs) Optimization – 1 pt	Ortho-Phthalates
X11 Long Term Emissions Control Part 2: Flooring Optimization – 1 pt	FloorScore Certificate
X14 Material Transparency Part 1: Promote Ingredient Disclosure Optimization – max 2 pts	Health Product Declaration (HPD) 1000 Ppm Disclosure

Contribución Para Créditos Leed

Crédito MR: Divulgación y optimización de productos de construcción
Ingredientes de materiales - Opción 1: Informe de ingredientes de los materiales

Crédito MR: Divulgación y optimización de productos de construcción
Declaraciones ambientales de productos - Opción 1: Declaración ambiental de productos (EPD)

[Installation Guidelines](#)

[Maintenance Guidelines](#)

Health Product Declaration (HPD) | 1000 Ppm Disclosure


3rd Party Certified in Accordance with ISO 14025, EN 15804, & ISO 21930:2017

Please visit www.shawcontract.com for the most current warranty information.
Specifications are subject to nominal manufacturing variance. Material supply and/or manufacturing processes may necessitate changes without notice.


This product is an exclusive design and may not be duplicated in any manner. Use of this design in the creation of another product design is also strictly prohibited.

Visit shawcontract.com/testing for more information.


Available Colorways



Eggshell 91111
V3 - Moderate Variation




Spindle 91140
V3 - Moderate Variation




Sandy Dune 91240
V3 - Moderate Variation




Smoky Oak 91516
V3 - Moderate Variation




Caster 91518
V3 - Moderate Variation




Gesso 91520
V3 - Moderate Variation



Thatch 91720
V3 - Moderate Variation




Grove 91737
V3 - Moderate Variation



Summit 91760
V3 - Moderate Variation

Color and Visual Variation Index

Shade and texture variation is inherent in all resilient products and can vary significantly from piece to piece. Samples should be used to assess color.



Corporate Headquarters +1 800 257 7429 | +1 706 532 7984 | Atlanta +1 404 853 7429 | Bengaluru +91 80 6773 0202 | Beijing +86 10 6568 588 | Chicago +1 312 467 1331 | Dubai +971 4 584 6956 | Hong Kong +852 2623 0371 | London +44 207 961 4120 | Los Angeles +1 800 233 1614 | Melbourne +61 3 9939 8543 | Mexico City +55 5010 7600 | Mumbai +91 22 6284 5050 | Nantong +86 400 800 7429 | New York +1 212 953 7429 | Paris +33 (0) 1 81 22 44 39 | San Francisco +1 415 955 1920 | Shanghai +86 21 3338 4000 | Singapore +65 6733 1811 | Sydney +61 800 556 302

© 2025 Shaw Industries Group, Inc., a Berkshire Hathaway Company
July 30, 2025

3 of 3