

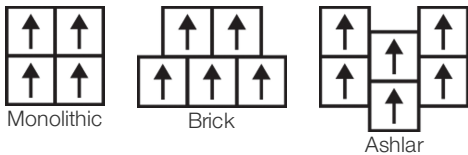
Crossing Paths 2.5

Collection	Cultura	
Numéro De Style	4431V	
Construction	Carreau De Vinyle De Luxe Commercial Lourd	
classe	Class III, Type B	
Finition	ExoGuard+®	
	Impérial	Métrique
Dimensions Nominales	18 in w x 18 in l	46 cm w x 46 cm l
Dimensions Réelles	18.00 in w x 18.00 in l	45.72 cm w x 45.72 cm l
Épaisseur De La Couche d'Usure	20 mil (0.02 in)	0.51 mm
Épaisseur Générale Du Produit	0.098 in	2.5 mm
Profil Du Bord	Bord Carré	
Installation	Direct Glue	
Adhésif Recommandé	S150-95 Resilient Tile Spray, , 4200 Resilient Tile 4 Gallon, 2200 Semi-Wet Resilient 4 Gallon Pail, 2200 Semi-Wet Resilient 1 Gallon Pail, or 4151 Multi-Use Premium 4 Gallon	

Emballage

Pièces Par Carton	16 pcs	
Surface Par Carton	36 sq ft	3.34 sq m
Poids Par Carton	31.35 lbs	14.22 kg

Méthodes d'Installation Conseillées



Coordination Des Produits

LVT: In Unison 5.0, Crossing Paths 5.0, In Unison 2.5
Carpet Tile: Alban Tile, Hand Woven Tile, Local Tile, Sierra Tile, Casa Tile, Cross Weave Tile
Broadloom: Braided Broadloom, Valle Broadloom

performance + Tests et essai

charge statique (ASTM F970)	Passes (Modified), *1500 lbs	*This test is intended to compare relative properties of different styles and constructions. Results are based on a laboratory test and used for comparative purposes - real life load limit may vary.
poinçonnement rémanent (ASTM F1914)	Passes	
résistance à la chaleur (ASTM F1514)	Passes	
résistance à la lumière (ASTM F1515)	Passes	
résistance chimique (ASTM F925)	Passes	
Essai au panneau radiant (Astm E648)	Passes, Class I	
coefficient de frottement (ASTM D2407, résistance au glissement)	≥0.5, meets the recommended static coefficient of friction for ADA walking surfaces	

Test Reports may be included or listed by the manufacturing/inventory style number as opposed to the noted selling style number.

Garanties

[Limitée Commerciale De 15 Ans](#)
[Commercial 15 Year Underbed Bond Warranty](#)

Diversity & Inclusion

We promote supplier participation that is reflective of Shaw Industries' diverse customer base and local community. We believe having a strong Supplier Diversity Program is strategic for bringing more innovation to our businesses and opening new markets for growth.

Attributs + Certifications

Health & Wellbeing

Material Ingredient Transparency

Health Product Declaration (HPD) | 1000 ppm Disclosure

Climate Impact

Environmental Product Declaration (EPD)

Certifié Par Une Tierce Partie Conformément Aux Normes ISO 14025, EN 15804 Et ISO 21930:2017

Embodied Carbon (Cradle to Gate)

7.31 Kg CO₂/M²

Life-Cycle Carbon Emissions

Low Embodied Carbon

Total Recycled Content

20% (Pre-Consumer 20% | Post-Consumer 0%)

Global Product Assessment

Country of Origin | Imported

WELL V2 Contribution Credit

X01 Fundamental Material Precautions Part 1: (C): Restrict Asbestos Precondition	Absence of Asbestos
X08 Réduction des matières dangereuses Partie 1 : Optimisation des limites des matières dangereuses – 1 pt	Absence of Heavy Metals
X10 Réduction des composés volatils Partie 1 (A) : Gérer l'optimisation des composés organiques volatils (COV) - 1 pt	Absence of Halogenated Flame Retardants
Partie 2 : Gérer l'optimisation des composés organiques semi-volatils (COSV) - 1 pt	Ortho-Phthalates
X11 Contrôle des émissions à long terme Partie 2 : Optimisation des revêtements de sol – 1 pt	FloorScore Certificate
X14 Transparence des matériaux Partie 1 : Promouvoir l'optimisation de la divulgation des ingrédients - max 2 pts	Health Product Declaration (HPD) 1000 Ppm Disclosure

Contribution Au Certificat Vert Leed

« Crédit MR : Divulgation et optimisation des produits de construction	Health Product Declaration (HPD) 1000 Ppm Disclosure
« Crédit MR : Divulgation et optimisation des produits de construction	3rd Party Certified in Accordance with ISO 14025, EN 15804, & ISO 21930:2017

[Installation Guidelines](#)
[Maintenance Guidelines](#)

Please visit www.shawcontract.com for the most current warranty information. Specifications are subject to nominal manufacturing variance. Material supply and/or manufacturing processes may necessitate changes without notice.

This product is an exclusive design and may not be duplicated in any manner. Use of this design in the creation of another product design is also strictly prohibited.

Visit shawcontract.com/testing for more information.

Available Colorways



Eggshell 91111
V3 - Moderate Variation



Spindle 91140
V3 - Moderate Variation



Sandy Dune 91240
V3 - Moderate Variation



Smoky Oak 91516
V3 - Moderate Variation



Caster 91518
V3 - Moderate Variation



Gesso 91520
V3 - Moderate Variation



Thatch 91720
V3 - Moderate Variation



Grove 91737
V3 - Moderate Variation




Summit 91760
V3 - Moderate Variation

Color and Visual Variation Index


Shade and texture variation is inherent in all resilient products and can vary significantly from piece to piece. Samples should be used to assess color.

V1




Uniform Appearance

V2




Slight Variation

V3



Moderate Variation

V4



Substantial Variation

