

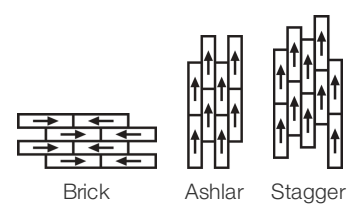
Branching Out WPC

Collection	Branching Out	
Style Number	4464V	
Construction	Multilayer WPC With Attached Cork Underlayment	
class		
Finish	ExoGuard+®	
	U.s.	Metric
Nominal Dimensions	7 in w x 48 in l	18 cm w x 122 cm l
Actual Dimensions	7.17 in w x 48.03 in l	18.21 cm w x 122.00 cm l
Wear Layer Thickness	20 mil (0.02 in)	0.51 mm
Overall Product Thickness	0.315 in	8 mm
Edge Profile	Micro-Bevel	
Installation Type	Click	
Installation	Floating Or Direct Glue	

Packaging

Pieces Per Box	12 pcs	
Area Per Box	28.68 sq ft	2.66 sq m
Weight Per Box	48.68 lbs	22.08 kg

Recommended Installation Method



Coordinating Products

COREtec: Branching Out Coretec 12 Mil, Branching Out Coretec 20 Mil

Warranties

15 Year Commercial Limited

Attributes + Certifications

Health & Wellbeing	
Indoor Air Quality	FloorScore® Certified
Climate Impact	
Total Recycled Content	8% (Pre-Consumer 8% Post-Consumer 0%)
Global Product Assessment	Country of Origin China

Green Leed Contribution Credit

EQ Credit: Low Emitting Materials
Option 1: Product Category Calculations

[Installation Guidelines](#)
[Maintenance Guidelines](#)

FloorScore Certified

Please visit www.shawcontract.com for the most current warranty information.

Specifications are subject to nominal manufacturing variance. Material supply and/or manufacturing processes may necessitate changes without notice.

This product is an exclusive design and may not be duplicated in any manner. Use of this design in the creation of another product design is also strictly prohibited.

*****Allowable spend is domestic (US) spend in categories in which we have diverse suppliers from which to choose. Compared to non-allowable spend which includes categories in which we do not have domestic, small or diverse suppliers available to meet our needs.

Visit shawcontract.com/testing for more information.

Available Colorways




Alpine Oak 56100
LRV 52.8 | L* 77.76
V3 - Moderate Variation




Zion Oak 56103
LRV 18.9 | L* 50.61
V2 - Slight Variation



Rise Oak 56120
LRV 49.9 | L* 76.01
V3 - Moderate Variation



Riverside Oak 56140
LRV 34.5 | L* 65.35
V2 - Slight Variation




Prairie Oak 56240
LRV 28.1 | L* 59.97
V3 - Moderate Variation



Plains Oak 56250
LRV 34 | L* 64.96
V3 - Moderate Variation



Ridgeline Oak 56504
LRV 34.6 | L* 65.43
V3 - Moderate Variation



Range Oak 56506
LRV 32.2 | L* 63.47
V2 - Slight Variation



Smoky Oak 56516
LRV 26.6 | L* 58.6
V3 - Moderate Variation




Forest Walnut 56703
LRV 7 | L* 31.9
V2 - Slight Variation



Pinecone Oak 56720
LRV 19.2 | L* 50.87
V3 - Moderate Variation



Ravine Oak 56730
LRV 14.3 | L* 44.71
V2 - Slight Variation



Traverse Oak 56760
LRV 18.2 | L* 49.76
V3 - Moderate Variation

Color and Visual Variation Index

Shade and texture variation is inherent in all resilient products and can vary significantly from piece to piece. Samples should be used to assess color.

