





500 Stone

Style Number	665TS	668TS	739TS
Style Name	SANDORA 12X24	SANDORA 24X24	SANDORA 2X2 MOSAIC
Construction	Porcelain	Porcelain	Porcelain
Tile Type	Floor Tile	Floor Tile	Accent
Tile Size	23.62" x 11.81" 60 cm x 30 cm	23.62" x 23.62" 60 cm x 60 cm	11.6" x 9.63" 29.46 cm x 24.46 cm
Edges	Rectified	Rectified	Rectified
Country Of Origin	Vietnam	Vietnam	Vietnam
Residential Warranty	5 Years	5 Years	5 Years
Installation Area	Exteriors, Floors, Walls	Exteriors, Floors, Walls	Exteriors, Floors, Walls
Technical			
Wear Rating Group	3 (Heavy Residential or Light Commercial)	3 (Heavy Residential or Light Commercial)	3 (Heavy Residential or Light Commercial)
Shade & Texture Variation			V2

665TS



100 Sand



200 Mocha




500 Stone


668TS



100 Sand



200 Mocha



500 Stone

739TS



100 Sand



200 Mocha



500 Stone

For Shaw Industries Tile/Stone installation instructions and Care/Maintenance guidelines, please contact Shaw Info Center by email at infocenter@shawinc.com, or by phone at 800-441-7429

****Reference ANSI A137.1 section 6.2.2.10 Dynamic Coefficient of Friction for more information regarding product slip resistance and how site conditions and maintenance effect slip resistance.***

For Shaw Industries Tile/Stone installation instructions and Care/Maintenance guidelines, please contact Shaw Info Center by email at infocenter@shawinc.com, or by phone at 800-441-7429