





900 Solid Black

Style Number	TG84G
Style Name	ASPECT & EDGE
Construction	Porcelain
Tile Type	Floor Tile
Finish	Matte
Tile Size	7.87" x 9.06" 20 cm x 23 cm
Edges	Pressed
Country Of Origin	Brazil
Residential Warranty	5 Years
Installation Area	Floors, Walls
Technical	
Shade & Texture Variation	V1

TG84G




100 Solid White



500 Solid Grey



900 Solid Black



101 Statuary

For Shaw Industries Tile/Stone installation instructions and Care/Maintenance guidelines, please contact Shaw Info Center by email at infocenter@shawinc.com, or by phone at 800-441-7429

ASPECT & EDGE

TILE & STONE

****Reference ANSI A137.1 section 6.2.2.10 Dynamic Coefficient of Friction for more information regarding product slip resistance and how site conditions and maintenance effect slip resistance.***

For Shaw Industries Tile/Stone installation instructions and Care/Maintenance guidelines, please contact Shaw Info Center by email at infocenter@shawinc.com, or by phone at 800-441-7429