



Plains Comfortworx® Tile

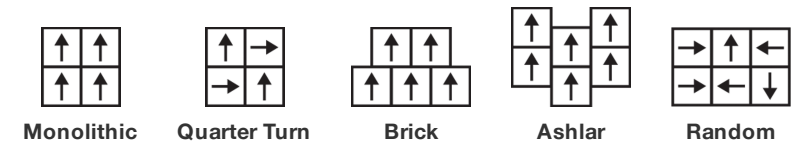
Style Number	C034W	
Collection	Shifting Fields	
Product Type	Carpet Tile	
Construction	Standard	Data + Performance
Type of Manufacture	ISO 2424	tufted 1/10" 39.4 per 10cm
Aspect	ISO 2424	Multi-Level Pattern Loop
Dye Method	EN 994	100% Solution Dyed
Dimensions	EN 994	50 cm x 50 cm 12 tiles (3 m²) per box
Primary Backing	ISO 2424	Pet Non-Woven
Secondary Backing	ISO 2424	Comfortworx® Tile Matrix Pad Layer Contains 90% Recycled Content
Pile Fibre Composition	ISO 2424	Eco Solution Q100® Polyamide 6 Contains 100% Recycled Content
Total Thickness	ISO 1765	11.9 mm
Effective Pile Thickness	ISO 1766	2.3 mm
Total Mass	ISO 8543	4659 g/m²
Nominal Total Pile Mass	ISO 2424	746 g/m²
Effective Pile Mass	ISO 8543	271 g/m²
Pile Density	ISO 8543	0.114 g/cm³
Total Recycled Content		70% (pre-consumer 59% post-consumer 11%)

Performance

Number of Tufts	ISO 1763	116,000/m² 29.5 per 10 cm
Electrostatic Propensity	ISO 6356	≤ 2.0 kv (Stroll Test)
Use Classification	EN 1307	33 Commercial Heavy
Luxury Class	EN 1307	LC1
Dimensional Stability	EN 986	≤ 0.2%
Impact Sound Insulation	ISO 10140	35db*
Sound Absorption Classification	ISO 354/11654	0.30 Aw Class D
Thermal Resistance m² K/W	ISO 8302	0.165 M² K/W Tog 1.65
Dry Slip Resistance	ISO 13893	Pass / No Pulled Loops
Colour Fastness To Light	ISO 105-B02	>6
Flammability	EN 13501-1	Bfl-S1 (Adhered Testing)
Castor Chair	EN 985	≥2.4 Continuous USE

15 Year Commercial Limited Warranty subject to installation in full accordance with the manufacturer's instructions and a regular effective cleaning and maintenance programme. Second location warranties are available with the use of non-adhesive IOBAC Magtabs and Tabit accessories.

Recommended Installation Method



Coordinating Products

Carpet Tile: **Landing Comfortworx® Tile, Landing Edge Comfortworx® Tile, Landing Edge Taskworx® Tile, Landing Taskworx® Tile, Plains Taskworx® Tile, Plains Ecoworx S® Tile, Landing Ecoworx S® Tile, Landing Edge Ecoworx S® Tile**

Material Health & Environmental Certifications

Embodied Carbon (Cradle to Gate)	4.78 kg CO ₂ /m ²
Life-Cycle Carbon Emissions	Carbon Neutral
Country of Origin**	United Kingdom
BREEAM Contribution Credit	Certificate of Approval Schools/Offices/Health/Industrial Shed Retail


Air Quality

Indoor Air Comfort Gold	Certified
M1	Certified


Memberships

WGBC Framework	WGBC Framework
UKGBC	UKGBC
Emirates Green Building Council	Emirates Green Building Council
Chemsec	Chemsec


Available Colorways




Desert 71106




Coast 71323




Tide 71327




Evergreen 71334




Reservoir 71485




Pristine 71535




Remote 71580



Stone 71595



Sunset 71675



F1172 F1172

Additional Information

15 Year Commercial Limited warranty	Specifications are subject to nominal manufacturing variance. Material supply and/or manufacturing processes may necessitate changes without notice. This product is an exclusive design and may not be duplicated in any manner. Use of this design in the creation of another product design is also strictly prohibited. Visit shawcontract.com/testing for more information.
-------------------------------------	--

