



Plains Comfortworx® Tile


Número Du Style	C034W	
Collection	Shifting Fields	
Type De Produit	Dalles De Moquette	
Construction	Standard	Data + Performance
Type De Fabrication	ISO 2424	tufted 1/10" 39.4 per 10cm
Construction	ISO 2424	Tufté Structuré Bouclé à Motif
Méthode De Coloration	EN 994	100% Solution Teinte
Dimensions Du Produit	EN 994	50 cm x 50 cm 12 tiles (3 m²) per box
Sous-couche Primaire	ISO 2424	Pet Non-Woven
Sous-couche Secondaire	ISO 2424	Comfortworx® Tile La Couche Matrix Pad Contient 90 % De Contenu Recyclé
Fibre	ISO 2424	Eco Solution Q100™ Polyamide 6 Contient 100% De Contenu Recyclé
Epaisseur Du Velours	ISO 1765	11.9 mm
Épaisseur Du Velours Fini	ISO 1766	2.3 mm
Poids Total	ISO 8543	4659 g/m²
Poids Tufté	ISO 2424	746 g/m²
Poids Du Velours Utile	ISO 8543	271 g/m²
Densité Du Velours	ISO 8543	0.114 g/cm³

Données


Points	ISO 1763	116,000/m² 29.5 per 10 cm
Propension Électrostatique	ISO 6356	≤ 2.0 kv (Stroll Test)
Classification d'Utilisation	EN 1307	33 Commercial Heavy
Classification Luxe	EN 1307	LC1
Stabilité Dimensionnelle	EN 986	≤ 0.2%
Isolation Acoustique	ISO 10140	35db*
Classification d'Absorption Sonore	ISO 354/11654	0.30 Aw Class D
Résistance Thermique m² K/w	ISO 8302	0.165 M² K/W Tog 1.65
Dry Slip Resistance	ISO 13893	Pass / No Pulled Loops
Résistance De La Couleur À La Lumière	ISO 105-B02	>6
Inflammabilité	EN 13501-1	Bfl-S1 (Adhered Testing)
Chaise À Roulette	EN 985	≥2.4 Continuous USE

Limitée Commerciale De 15 Ans subject to installation in full accordance with manufacturer's instructions and a regular effective cleaning and maintenance programme.

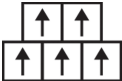
Méthodes d'Installation Conseillées



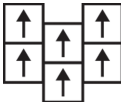
Monolithic



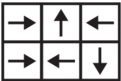
Quarter Turn



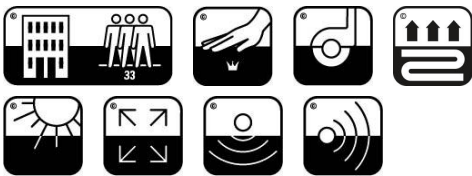
Brick



Ashlar



Random



35dB

Corporate Headquarters +1 800 257 7429 | +1 706 532 7984 | Atlanta +1 404 853 7429 | Bengaluru +91 80 6773 0202 | Beijing +86 10 6568 588 | Chicago +1 312 467 1331 | Dubai +971 4 584 6956 | Hong Kong +852 2623 0371 | Latin America (Miami) +1 305 827 5912 | London +44 207 961 4120 | Los Angeles +1 800 233 1614 | Melbourne +61 3 9939 8543 | Mexico City +55 5010 7600 | Mumbai +91 22 6284 5050 | Nantong +86 400 800 7429 | New York +1 212 953 7429 | Paris +33 (0) 1 81 22 44 39 | San Francisco +1 415 955 1920 | Santiago +562 2431 5000 x 550 | São Paulo +55 11 3071 1702 | Shanghai +86 21 3338 4000 | Singapore +65 6733 1811 | Sydney +61 800 556 302

Coordination Des Produits

Carpet Tile: **Landing Comfortworx® Tile, Landing Edge Comfortworx® Tile, Landing Edge Taskworx® Tile, Landing Taskworx® Tile, Plains Taskworx® Tile**

Attributs + Certifications

Embodied Carbon (Cradle to Gate)	4.78 kg CO ₂ /m ²
Life-Cycle Carbon Emissions	Carbon Neutral
pays d'origine	United Kingdom
BREEAM Contribution Credit	Certificate of Approval Schools/Offices/Health/Industrial Shed Retail


Air Quality

Indoor Air Comfort Gold	Certified
M1	Certified


Memberships

WGBC Framework	WGBC Framework
UKGBC	UKGBC
Emirates Green Building Council	Emirates Green Building Council
Chemsec	Chemsec


Available Colorways




Desert 71106




Coast 71323




Tide 71327




Evergreen 71334




Reservoir 71485




Pristine 71535



Remote 71580



Stone 71595



Sunset 71675

F1172 F1172

Informations Supplémentaires

Limitée commerciale de 15 ans	Specifications are subject to nominal manufacturing variance. Material supply and/or manufacturing processes may necessitate changes without notice. This product is an exclusive design and may not be duplicated in any manner. Use of this design in the creation of another product design is also strictly prohibited. Visit shawcontract.com/testing for more information.
-------------------------------	---

